

**U.S. Bureau of Indian Education
Annual School Report Card: Dishchii'bikoh Community School
School Year 2015-2016**

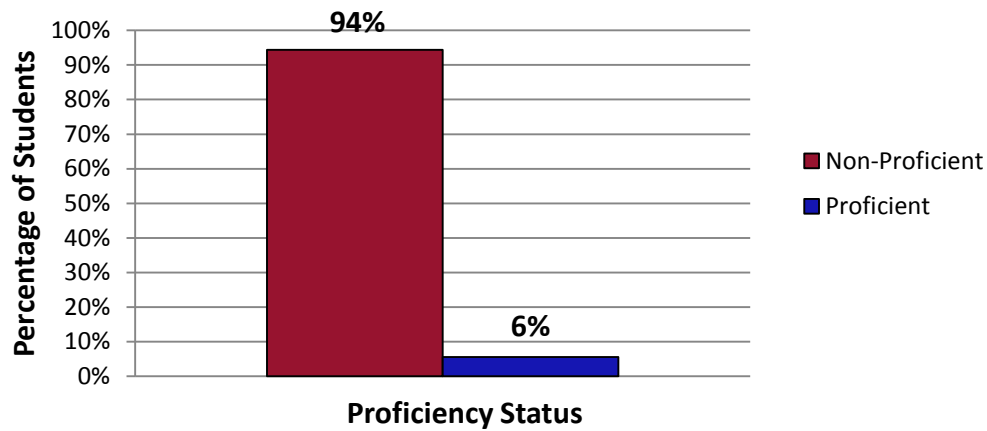
I. Enrollment:

	All Students	Students with Disabilities	English Learners
Female	147	29	70
Male	148	38	79
Total	295	67	149

II. Achievement Data:

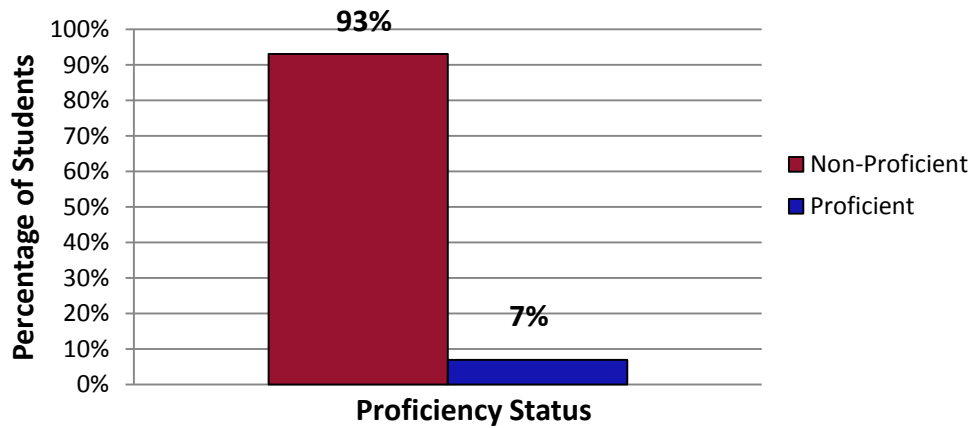
	English /Language Arts Academic Performance					
	Number of Students Tested	Participation Rate	Minimally Proficient	Partially Proficient	Proficient	Highly Proficient
All Students	286	97%	79%	15%	5%	0%
Female	146	99%	79%	16%	5%	0%
Male	140	95%	80%	14%	5%	1%
American Indian	286	97%	79%	15%	5%	0%
Students with Disabilities	61	91%	93%	5%	2%	0%
English Learners	143	96%	89%	8%	3%	0%
Economic Disadvantaged	286	97%	79%	15%	5%	0%

English/Language Arts Spring 2016

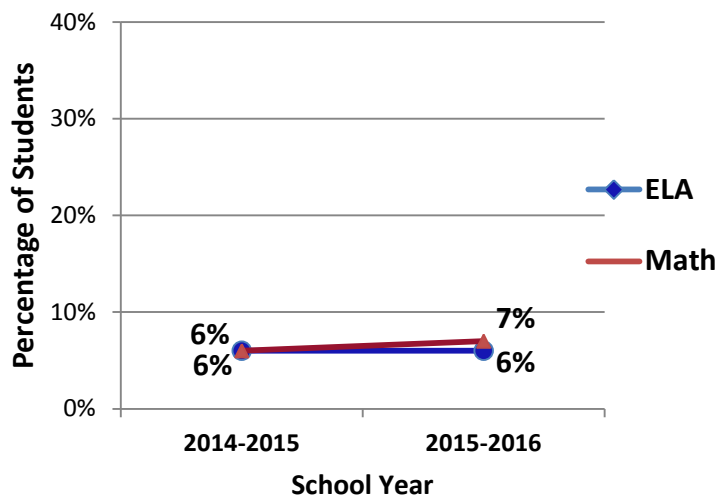


Mathematics Academic Performance						
	Number of Students Tested	Participation Rate	Minimally Proficient	Partially Proficient	Proficient	Highly Proficient
All Students	288	98%	69%	24%	7%	0%
Female	143	97%	65%	27%	8%	0%
Male	145	98%	72%	21%	6%	1%
American Indian	288	98%	69%	24%	7%	0%
Students with Disabilities	63	94%	75%	24%	2%	0%
English Learners	147	99%	78%	21%	1%	0%
Economic Disadvantaged	288	98%	69%	24%	7%	0%

Mathematics Spring 2016



Two-Year Trend Proficiency



** ≤ 10 students

Achievement profile represents grades: 3-12

Arizona State Assessment: Arizona's Measurement of Educational Readiness to Inform Teaching (AZMERIT) .

© Tribally Controlled School