

**U.S. Bureau of Indian Education
Annual School Report Card: Dunseith Day Elementary School
School Year 2015-2016**

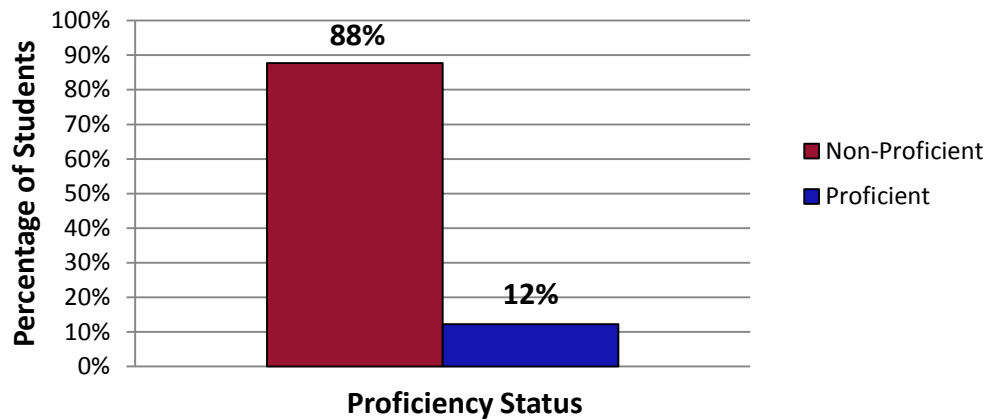
I. Enrollment:

	All Students	Students with Disabilities	English Learners
Female	74	11	**
Male	73	29	**
Total	147	40	18

II. Achievement Data:

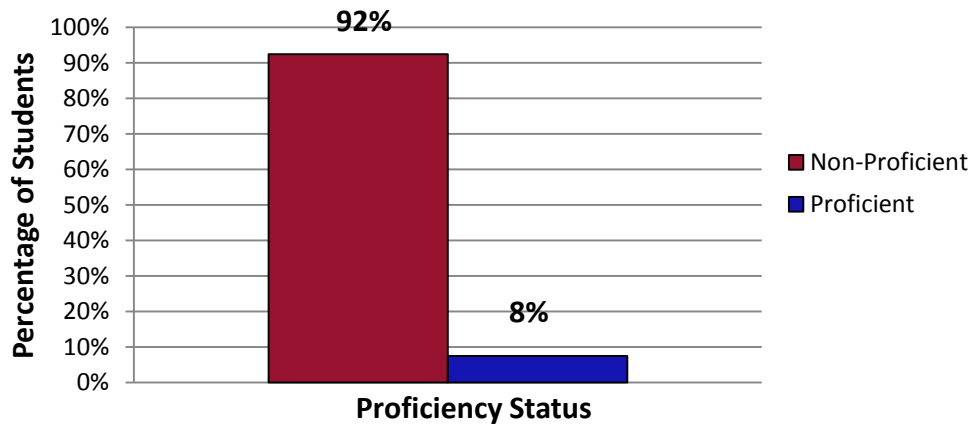
	English /Language Arts Academic Performance					
	Number of Students Tested	Participation Rate	Novice	Partially Proficient	Proficient	Advanced
All Students	147	100%	71%	16%	12%	0%
Female	74	100%	65%	19%	16%	0%
Male	73	100%	78%	14%	8%	0%
American Indian	147	100%	71%	16%	12%	0%
Students with Disabilities	40	100%	90%	10%	0%	0%
English Learners	18	100%	61%	33%	6%	0%
Economic Disadvantaged	147	100%	71%	16%	12%	0%

English/Language Arts Spring 2016

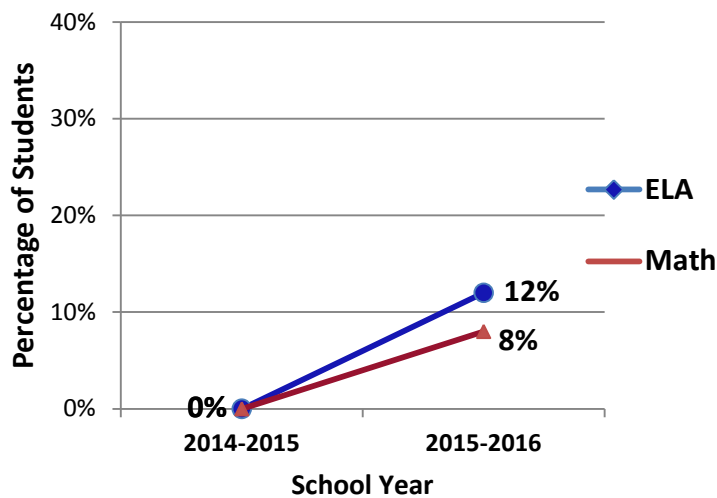


Mathematics Academic Performance						
	Number of Students Tested	Participation Rate	Novice	Partially Proficient	Proficient	Advanced
All Students	146	99%	68%	25%	7%	1%
Female	73	99%	63%	27%	10%	0%
Male	73	100%	73%	22%	4%	1%
American Indian	146	99%	68%	25%	7%	1%
Students with Disabilities	40	100%	83%	18%	0%	0%
English Learners	18	100%	94%	6%	0%	0%
Economic Disadvantaged	146	99%	68%	25%	7%	1%

Mathematics Spring 2016



Two-Year Trend Proficiency



** ≤ 10 students

Achievement profile represents grades: 3-8

North Dakota State Assessment: Smarter Balanced Assessment

● Bureau Operated School