

**U.S. Bureau of Indian Education  
Annual School Report Card: Keams Canyon Elementary School  
School Year 2015-2016**

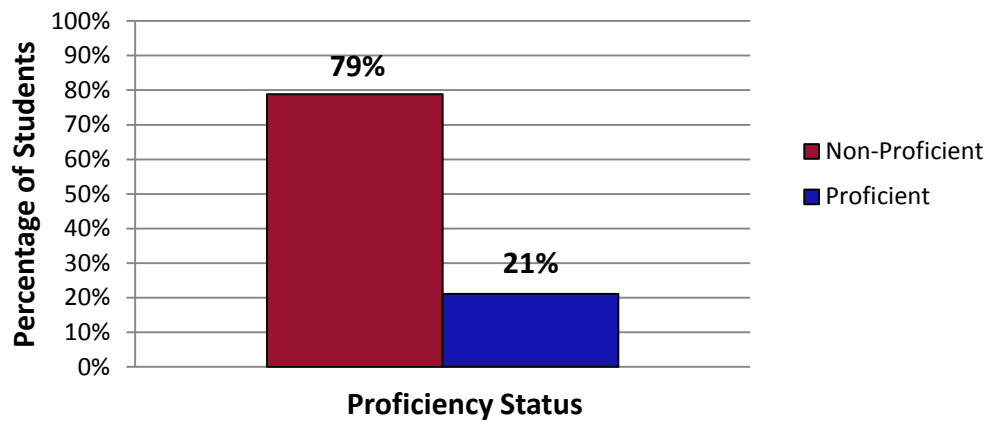
**I. Enrollment:**

	All Students	Students with Disabilities	English Learners
Female	20	**	**
Male	32	**	**
Total	52	17	**

**II. Achievement Data:**

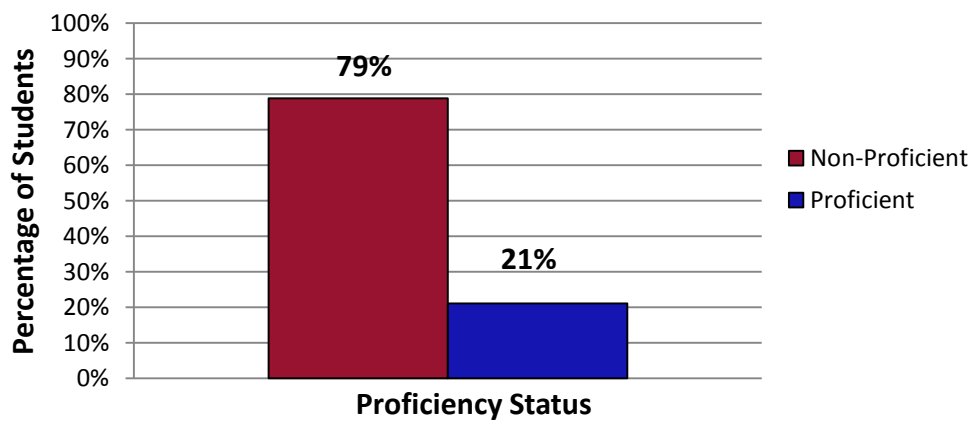
	English /Language Arts Academic Performance					
	Number of Students Tested	Participation Rate	Minimally Proficient	Partially Proficient	Proficient	Highly Proficient
All Students	52	100%	65%	13%	19%	2%
Female	20	100%	65%	10%	25%	0%
Male	32	100%	66%	16%	16%	3%
American Indian	52	100%	65%	13%	19%	2%
Students with Disabilities	17	100%	94%	6%	0%	0%
English Learners	**	**	**	**	**	**
Economic Disadvantaged	52	100%	65%	13%	19%	2%

**English/Language Arts Spring 2016**

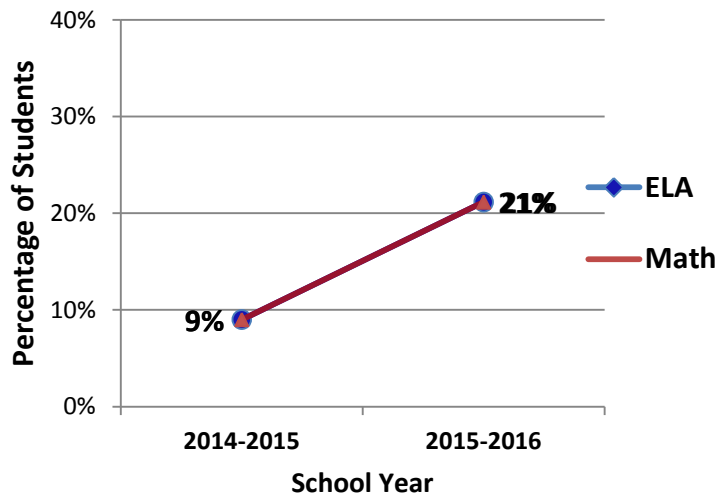


Mathematics Academic Performance						
	Number of Students Tested	Participation Rate	Minimally Proficient	Partially Proficient	Proficient	Highly Proficient
All Students	52	100%	50%	29%	17%	4%
Female	20	100%	35%	30%	30%	5%
Male	32	100%	59%	28%	9%	3%
American Indian	52	100%	50%	29%	17%	4%
Students with Disabilities	17	100%	71%	29%	0%	0%
English Learners	**	**	**	**	**	**
Economic Disadvantaged	52	100%	50%	29%	17%	4%

### Mathematics Spring 2016



### Two-Year Trend Proficiency



\*\* ≤ 10 students

Achievement profile represents grades: 3-6

Arizona State Assessment: Arizona's Measurement of Educational Readiness to Inform Teaching (AZMERIT) .

● Tribally Controlled School