

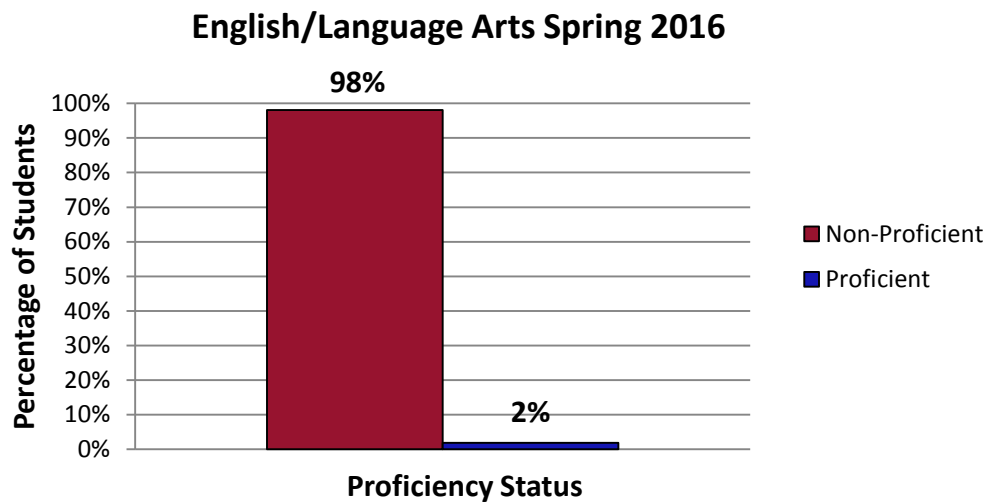
**U.S. Bureau of Indian Education  
Annual School Report Card: Theodore Roosevelt School  
School Year 2015-2016**

**I. Enrollment:**

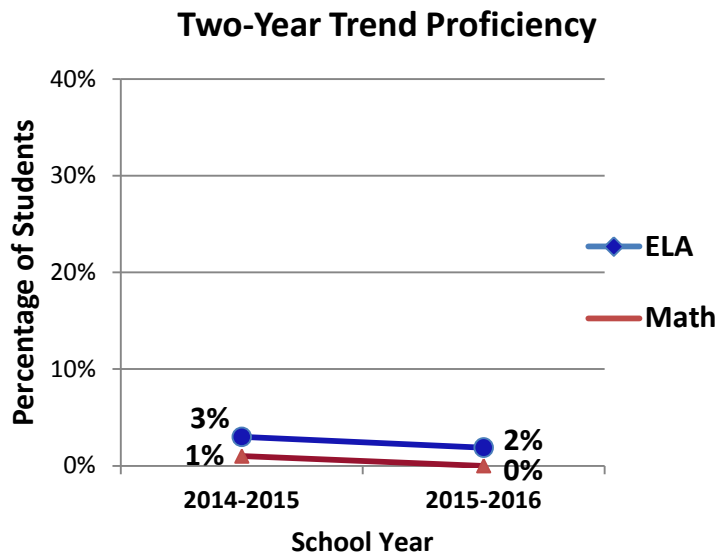
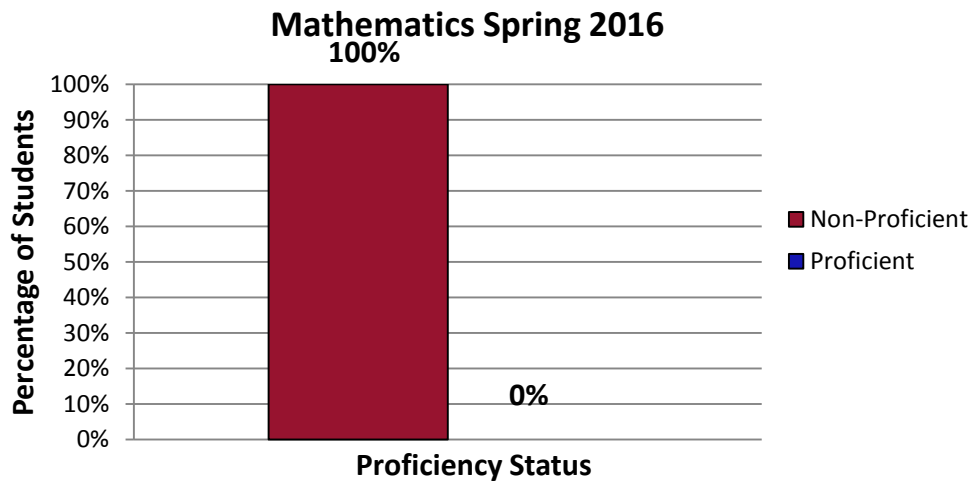
	All Students	Students with Disabilities	English Learners
Female	62	**	**
Male	46	**	**
Total	108	**	**

**II. Achievement Data:**

	English /Language Arts Academic Performance					
	Number of Students Tested	Participation Rate	Minimally Proficient	Partially Proficient	Proficient	Highly Proficient
All Students	106	98%	88%	10%	2%	0%
Female	61	98%	85%	11%	3%	0%
Male	45	98%	91%	9%	0%	0%
American Indian	106	98%	88%	10%	2%	0%
Students with Disabilities	**	**	**	**	**	**
English Learners	**	**	**	**	**	**
Economic Disadvantaged	106	98%	88%	10%	2%	0%



Mathematics Academic Performance						
	Number of Students Tested	Participation Rate	Minimally Proficient	Partially Proficient	Proficient	Highly Proficient
All Students	107	99%	90%	10%	0%	0%
Female	62	100%	85%	15%	0%	0%
Male	45	98%	96%	4%	0%	0%
American Indian	107	99%	90%	10%	0%	0%
Students with Disabilities	**	**	**	**	**	**
English Learners	**	**	**	**	**	**
Economic Disadvantaged	107	99%	90%	10%	0%	0%



\*\* ≤ 10 students

Achievement profile represents grades: 6-8

Arizona State Assessment: Arizona's Measurement of Educational Readiness to Inform Teaching (AZMERIT) .

© Tribally Controlled School