

**U.S. Bureau of Indian Education  
Annual School Report Card: Tohaali' Community School  
School Year 2015-2016**

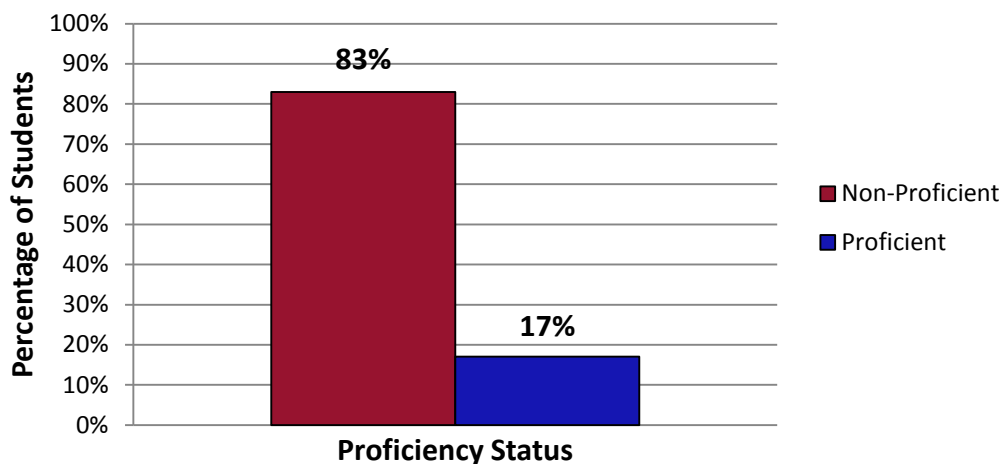
**I. Enrollment:**

	All Students	Students with Disabilities	English Learners
Female	44	**	42
Male	50	23	48
Total	94	32	90

**II. Achievement Data:**

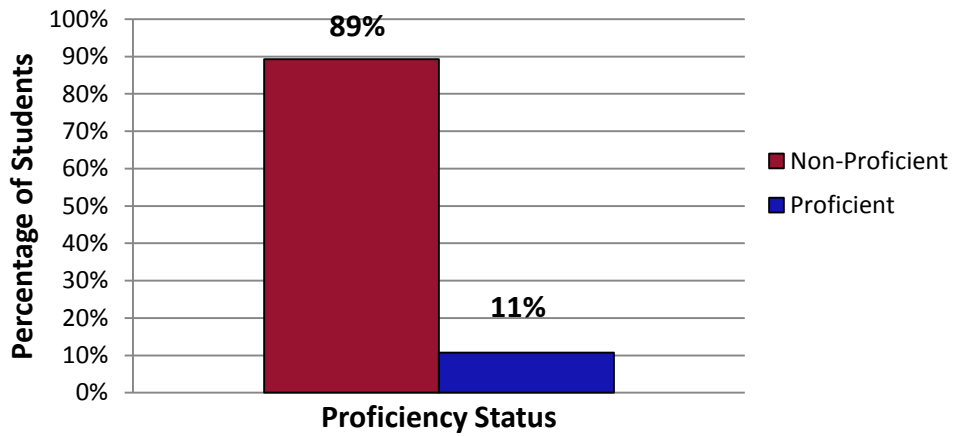
English /Language Arts Academic Performance						
	Number of Students Tested	Participation Rate	Did Not Yet Met	Partially Met Expectations	Approaches	Met + Exceeded Expectations
All Students	94	100%	22%	31%	30%	17%
Female	44	100%	14%	25%	27%	34%
Male	50	100%	30%	36%	32%	2%
American Indian	94	100%	22%	31%	30%	17%
Students with Disabilities	32	100%	50%	34%	16%	0%
English Learners	90	100%	23%	30%	30%	17%
Economic Disadvantaged	94	100%	22%	31%	30%	17%

**English/Language Arts Spring 2016**

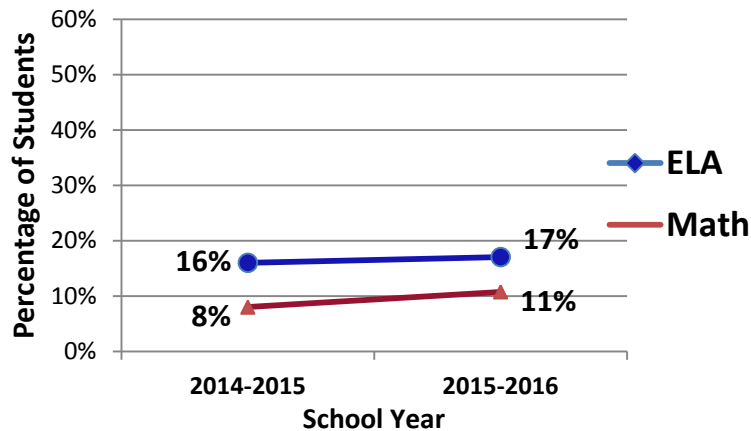


Mathematics Academic Performance						
	Number of Students Tested	Participation Rate	Did Not Yet Met	Partially Met Expectations	Approaches	Met + Exceeded Expectations
All Students	93	99%	31%	27%	31%	11%
Female	43	98%	26%	28%	28%	19%
Male	50	100%	36%	26%	34%	4%
American Indian	93	99%	31%	27%	31%	11%
Students with Disabilities	32	100%	63%	31%	6%	0%
English Learners	89	99%	31%	26%	31%	11%
Economic Disadvantaged	93	99%	31%	27%	31%	11%

### Mathematics Spring 2016



### Two-Year Trend Proficiency



\*\* ≤ 10 students

Achievement profile represents grades: 3-8

New Mexico State Assessment = Partnership for Assessment of Readiness for College and Careers (PARCC).

● Bureau Operated School