

**U.S. Bureau of Indian Education  
Annual School Report Card: Cherokee Central Elementary School  
School Year 2015-2016**

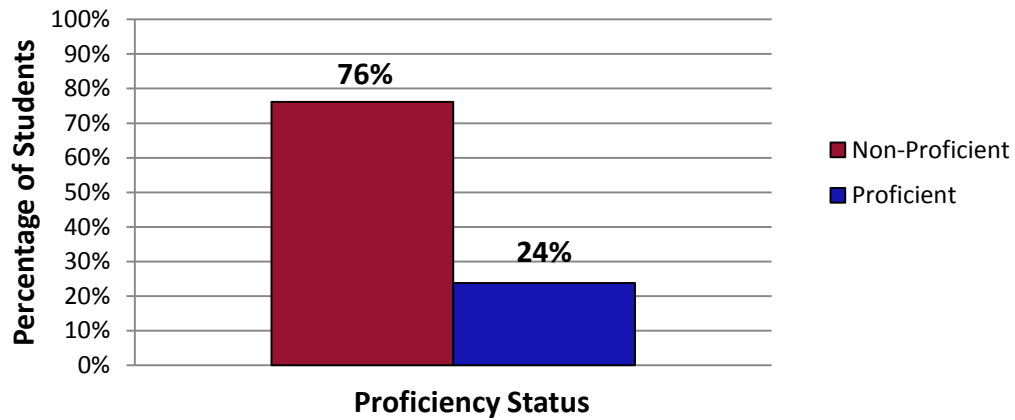
**I. Enrollment:**

	All Students	Students with Disabilities	English Learners
Female	134	18	**
Male	143	43	**
Total	277	61	**

**II. Achievement Data:**

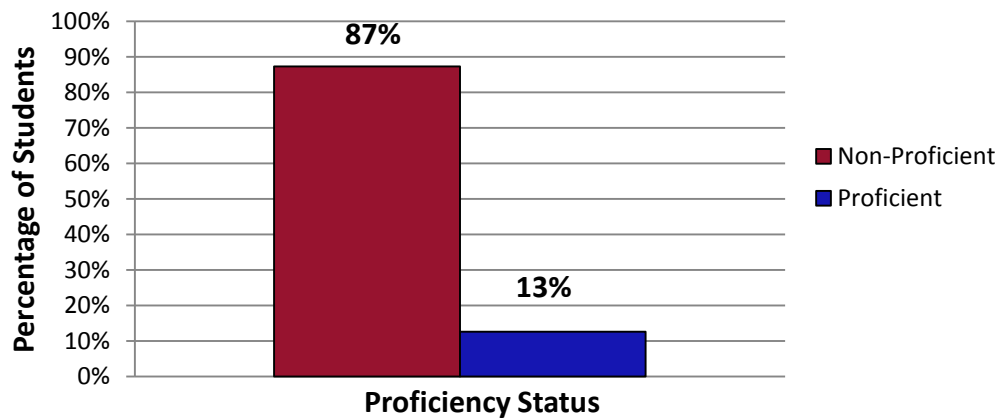
	English /Language Arts Academic Performance					
	Number of Students Tested	Participation Rate	Limited Command	Partial Command	Sufficient Command	Solid & Superior Command
All Students	277	100%	55%	21%	7%	17%
Female	134	100%	52%	20%	8%	19%
Male	143	100%	58%	22%	6%	15%
American Indian	277	100%	55%	21%	7%	17%
Students with Disabilities	61	100%	79%	8%	2%	11%
English Learners	**	**	**	**	**	**
Economic Disadvantaged	277	100%	55%	21%	7%	17%

**English/Language Arts Spring 2016**

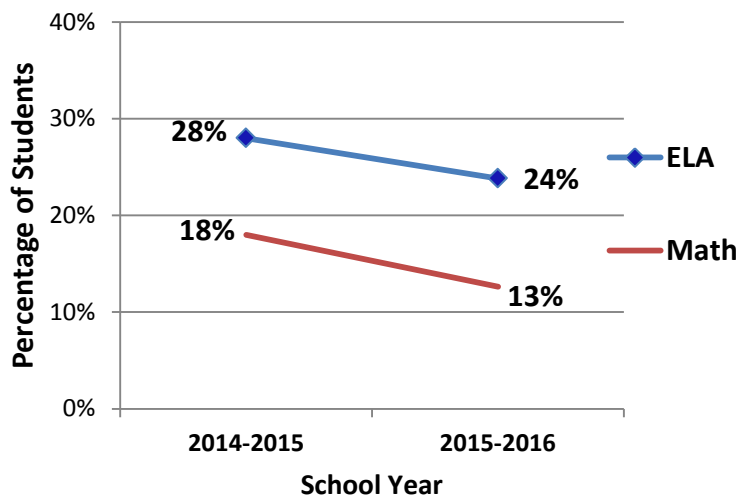


Mathematics Academic Performance						
	Number of Students Tested	Participation Rate	Limited Command	Partial Command	Sufficient Command	Solid & Superior Command
All Students	277	100%	62%	25%	4%	8%
Female	134	100%	60%	28%	2%	10%
Male	143	100%	64%	22%	6%	7%
American Indian	277	100%	62%	25%	4%	8%
Students with Disabilities	61	100%	75%	16%	3%	5%
English Learners	**	**	**	**	**	**
Economic Disadvantaged	277	100%	62%	25%	4%	8%

### Mathematics Spring 2016



### Two-Year Trend Proficiency



\*\* ≤ 10 students

Achievement profile represents grades: 3-5

North Carolina State Assessment: READY - End of Grade Assessment.

© Tribally Controlled School