

**U.S. Bureau of Indian Education
Annual School Report Card: Gila Crossing Community School
School Year 2015-2016**

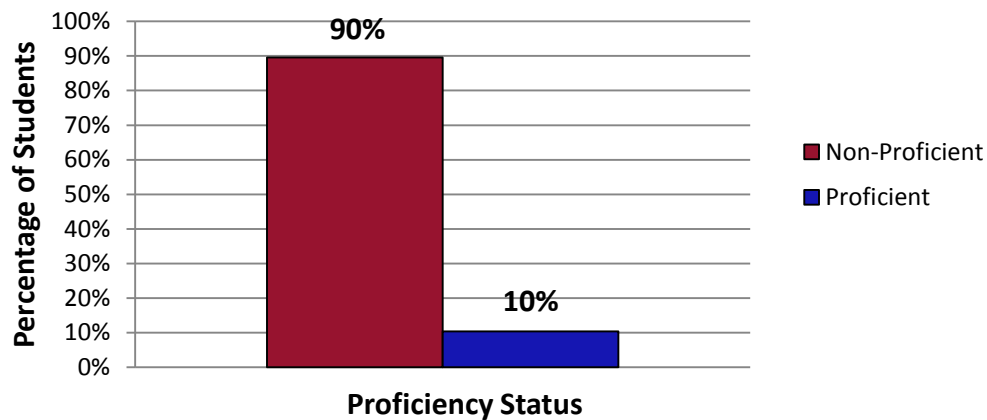
I. Enrollment:

	All Students	Students with Disabilities	English Learners
Female	155	17	**
Male	158	30	**
Total	313	47	**

II. Achievement Data:

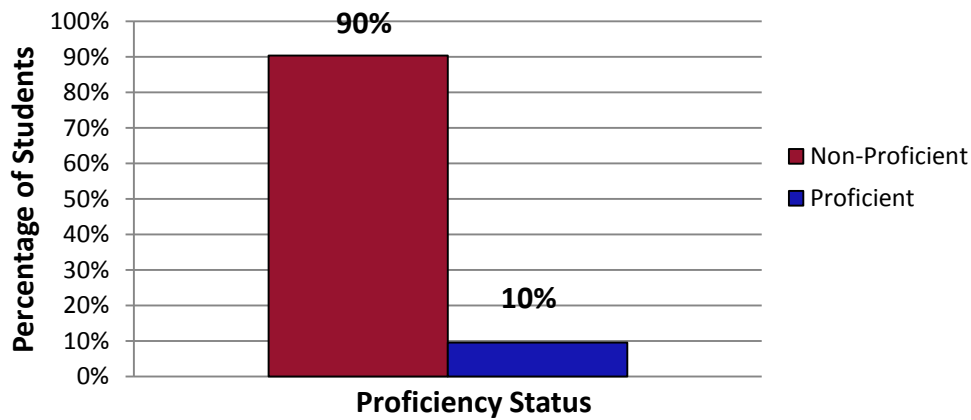
	English /Language Arts Academic Performance					
	Number of Students Tested	Participation Rate	Minimally Proficient	Partially Proficient	Proficient	Highly Proficient
All Students	307	98%	74%	15%	9%	1%
Female	**	**	**	**	**	**
Male	**	**	**	**	**	**
American Indian	307	98%	74%	15%	9%	1%
Students with Disabilities	46	98%	96%	2%	2%	0%
English Learners	**	**	**	**	**	**
Economic Disadvantaged	307	98%	74%	15%	9%	1%

English/Language Arts Spring 2016

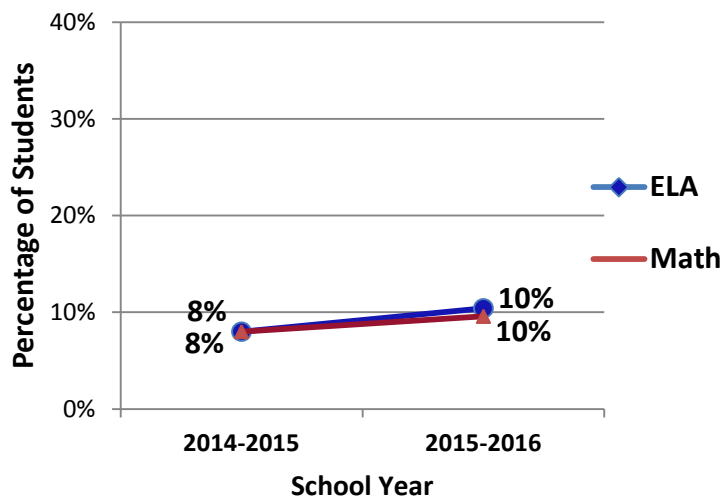


Mathematics Academic Performance						
	Number of Students Tested	Participation Rate	Minimally Proficient	Partially Proficient	Proficient	Highly Proficient
All Students	313	100%	70%	21%	7%	2%
Female	**	**	**	**	**	**
Male	**	**	**	**	**	**
American Indian	313	100%	70%	21%	7%	2%
Students with Disabilities	47	100%	91%	2%	6%	0%
English Learners	**	**	**	**	**	**
Economic Disadvantaged	313	100%	70%	21%	7%	2%

Mathematics Spring 2016



Two-Year Trend Proficiency



** ≤ 10 students

Achievement profile represents grades: 3-8

Arizona State Assessment: Arizona's Measurement of Educational Readiness to Inform Teaching (AZMERIT) .

● Tribally Controlled School