

**U.S. Bureau of Indian Education  
Annual School Report Card: Kickapoo Nation School  
School Year 2015-2016**

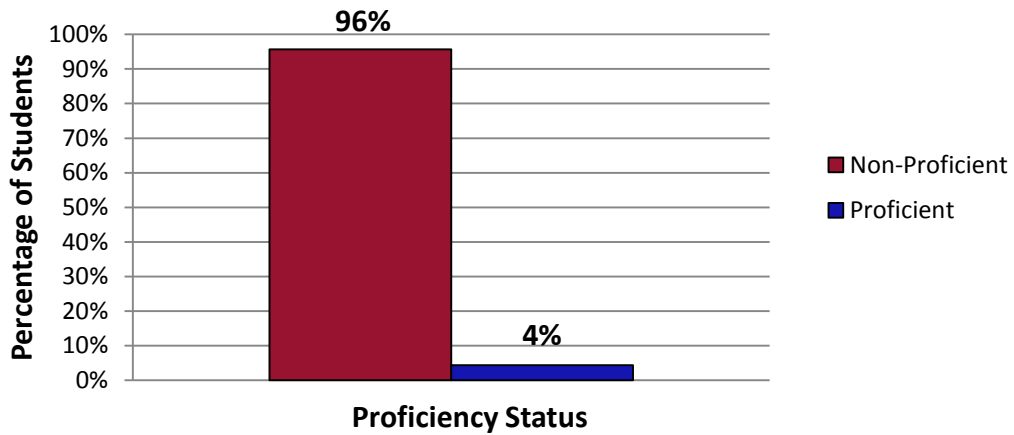
**I. Enrollment:**

	All Students	Students with Disabilities	English Learners
Female	14	**	**
Male	11	**	**
Total	25	**	**

**II. Achievement Data:**

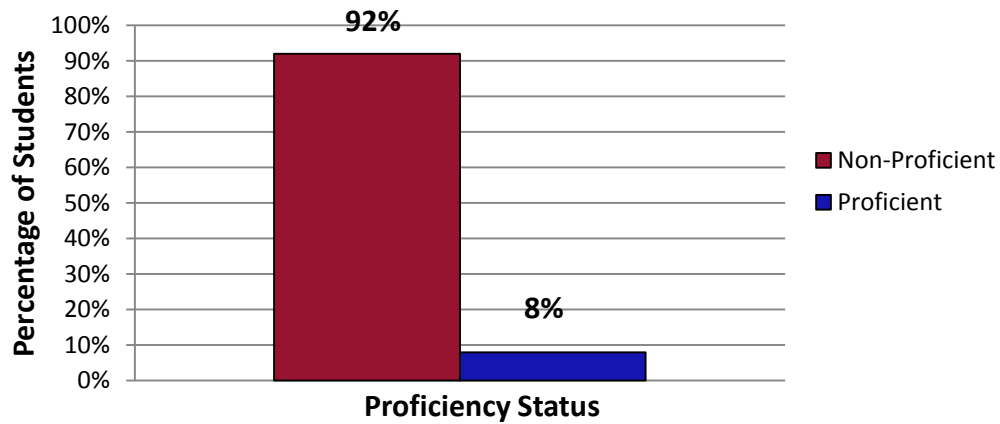
	English /Language Arts Academic Performance					
	Number of Students Tested	Participation Rate	Limited	Basic	Effective	Excellent
All Students	23	92%	70%	26%	4%	0%
Female	14	100%	71%	21%	7%	0%
Male	**	**	**	**	**	**
American Indian	23	92%	70%	26%	4%	0%
Students with Disabilities	**	**	**	**	**	**
English Learners	**	**	**	**	**	**
Economic Disadvantaged	23	92%	70%	26%	4%	0%

**English/Language Arts Spring 2016**

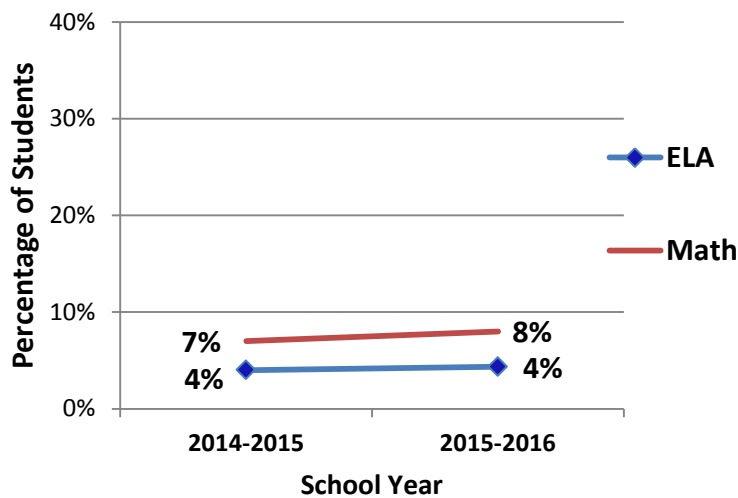


Mathematics Academic Performance						
	Number of Students Tested	Participation Rate	Limited	Basic	Effective	Excellent
All Students	25	100%	64%	28%	8%	0%
Female	14	100%	71%	29%	0%	0%
Male	11	100%	55%	27%	18%	**
American Indian	25	100%	64%	28%	8%	0%
Students with Disabilities	**	**	**	**	**	**
English Learners	**	**	**	**	**	**
Economic Disadvantaged	25	100%	64%	28%	8%	0%

### Mathematics Spring 2016



### Two-Year Trend Proficiency



\*\* ≤ 10 students

Achievement profile represents grades: 3-8, 10

Kansas State Assessment: Kansas Assessment Program

● Tribally Controlled School