

**U.S. Bureau of Indian Education
Annual School Report Card: Seba Dalkai Boarding School
School Year 2015-2016**

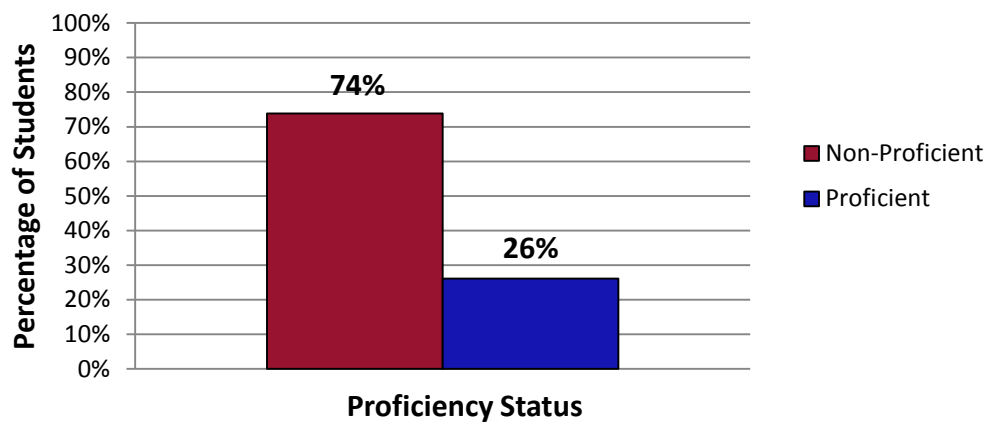
I. Enrollment:

	All Students	Students with Disabilities	English Learners
Female	33	**	**
Male	32	**	**
Total	65	**	14

II. Achievement Data:

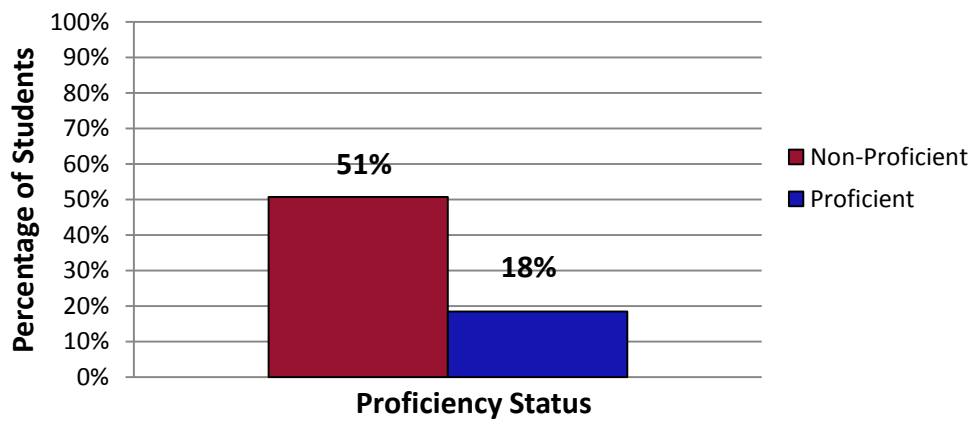
English /Language Arts Academic Performance						
	Number of Students Tested	Participation Rate	Did Not Yet Met	Partially Met Expectations	Approaches	Met + Exceeded Expectations
All Students	65	100%	11%	28%	35%	26%
Female	33	100%	12%	24%	24%	39%
Male	32	100%	9%	31%	47%	13%
American Indian	65	100%	11%	28%	35%	0%
Students with Disabilities	**	**	**	**	**	**
English Learners	14	100%	36%	36%	29%	0%
Economic Disadvantaged	65	100%	11%	28%	35%	0%

English/Language Arts Spring 2016

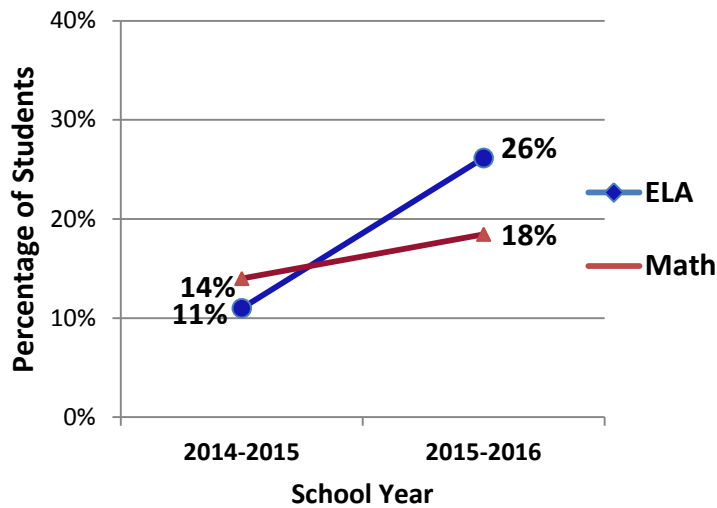


Mathematics Academic Performance						
	Number of Students Tested	Participation Rate	Did Not Yet Met	Partially Met Expectations	Approaches	Met + Exceeded Expectations
All Students	65	100%	14%	37%	31%	18%
Female	33	100%	12%	33%	30%	24%
Male	32	100%	16%	41%	31%	13%
American Indian	65	100%	14%	37%	31%	0%
Students with Disabilities	**	**	**	**	**	**
English Learners	14	100%	29%	43%	21%	7%
Economic Disadvantaged	65	100%	14%	37%	31%	0%

Mathematics Spring 2016



Two-Year Trend Proficiency



** ≤ 10 students

Achievement profile represents grades: 3-8

Arizona Navajo Assessment = Partnership for Assessment of Readiness for College and Careers (PARCC).

● Bureau Operated School