

**U.S. Bureau of Indian Education  
Annual School Report Card: Second Mesa Day School  
School Year 2015-2016**

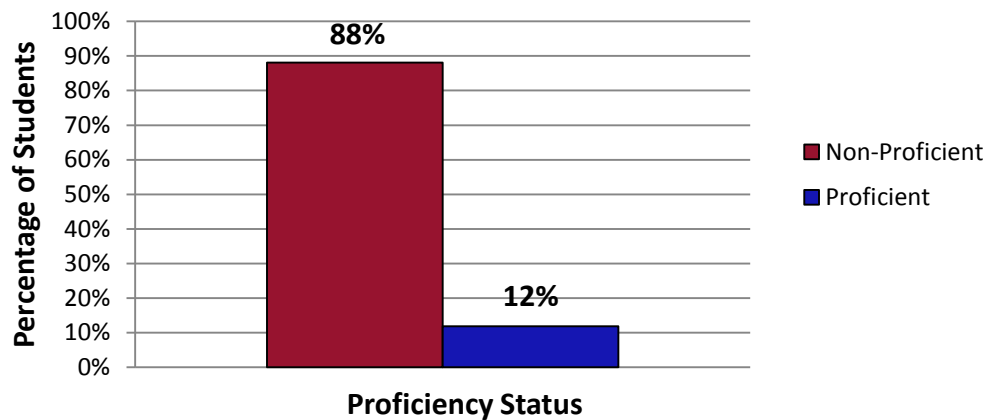
**I. Enrollment:**

	All Students	Students with Disabilities	English Learners
Female	74	**	**
Male	94	17	**
Total	168	24	**

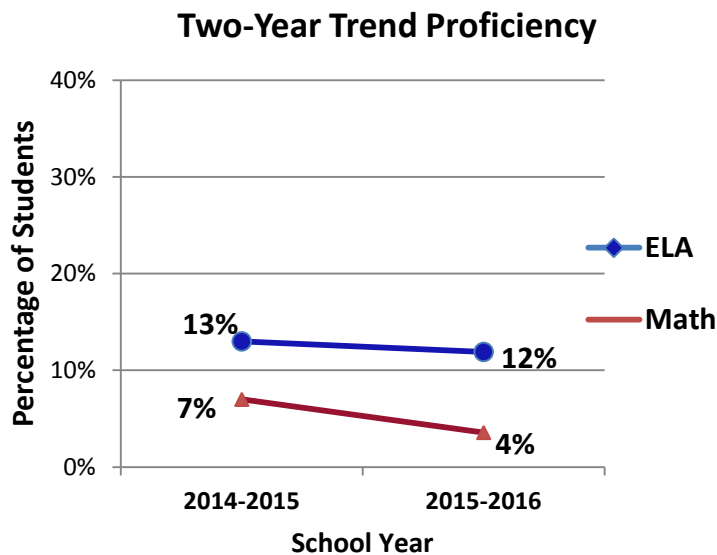
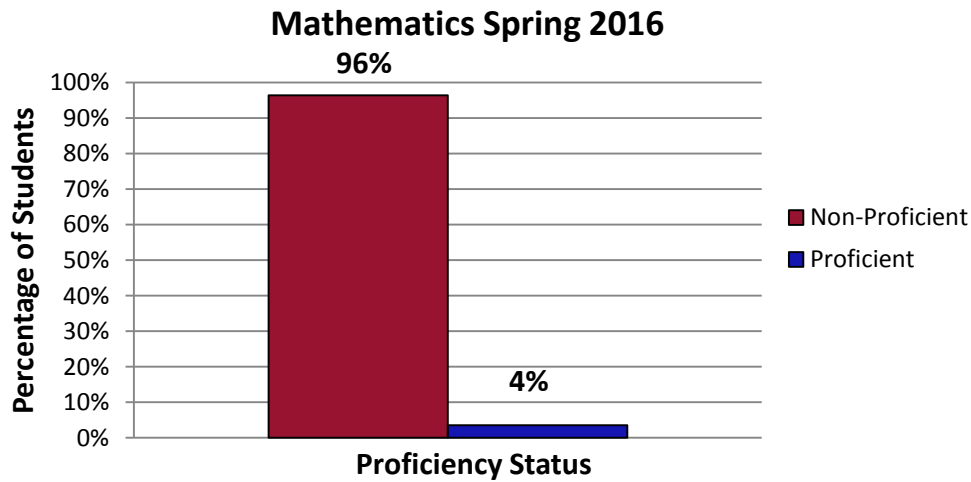
**II. Achievement Data:**

	English /Language Arts Academic Performance					
	Number of Students Tested	Participation Rate	Minimally Proficient	Partially Proficient	Proficient	Highly Proficient
All Students	168	100%	67%	21%	11%	1%
Female	74	100%	53%	34%	12%	1%
Male	94	100%	79%	11%	10%	1%
American Indian	168	100%	67%	21%	11%	1%
Students with Disabilities	24	100%	100%	0%	0%	0%
English Learners	**	**	**	**	**	**
Economic Disadvantaged	168	100%	67%	21%	11%	1%

**English/Language Arts Spring 2016**



Mathematics Academic Performance						
	Number of Students Tested	Participation Rate	Minimally Proficient	Partially Proficient	Proficient	Highly Proficient
All Students	168	100%	71%	26%	3%	1%
Female	74	100%	68%	28%	4%	0%
Male	94	100%	73%	23%	2%	1%
American Indian	168	100%	71%	26%	3%	1%
Students with Disabilities	24	100%	96%	4%	0%	0%
English Learners	**	**	**	**	**	**
Economic Disadvantaged	168	100%	71%	26%	3%	1%



\*\* ≤ 10 students

Achievement profile represents grades: 3-6

Arizona State Assessment: Arizona's Measurement of Educational Readiness to Inform Teaching (AZMERIT) .

● Tribally Controlled School