

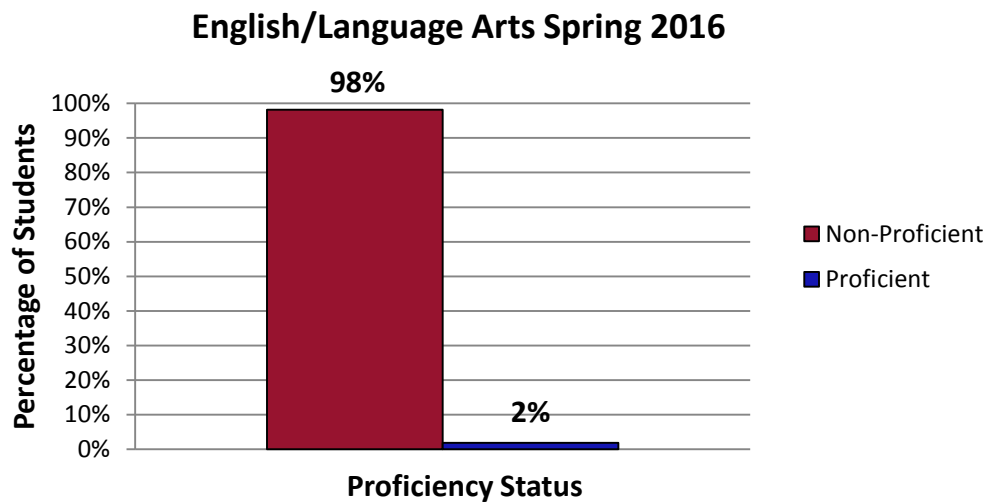
**U.S. Bureau of Indian Education
Annual School Report Card: Wide Ruins Community School
School Year 2015-2016**

I. Enrollment:

	All Students	Students with Disabilities	English Learners
Female	32	**	13
Male	28	**	**
Total	60	**	22

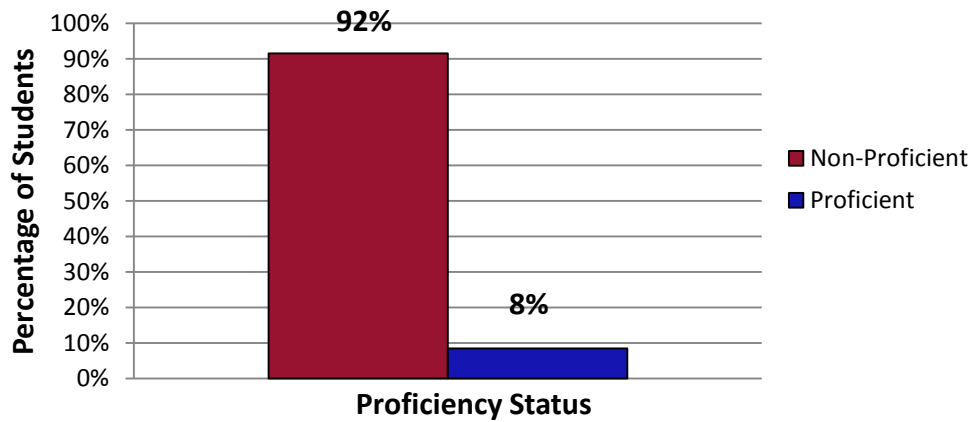
II. Achievement Data:

	English /Language Arts Academic Performance					
	Number of Students Tested	Participation Rate	Did Not Yet Met	Partially Met Expectations	Approaches	Met + Exceeded Expectations
All Students	54	90%	46%	41%	11%	2%
Female	29	91%	31%	52%	14%	3%
Male	25	89%	64%	28%	8%	0%
American Indian	54	90%	46%	41%	11%	2%
Students with Disabilities	**	**	**	**	**	**
English Learners	20	91%	55%	30%	15%	0%
Economic Disadvantaged	54	90%	46%	41%	11%	2%

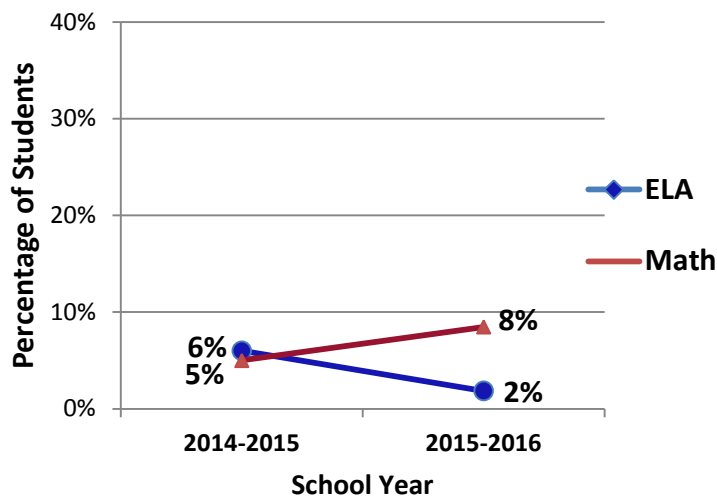


Mathematics Academic Performance						
	Number of Students Tested	Participation Rate	Did Not Yet Met	Partially Met Expectations	Approaches	Met + Exceeded Expectations
All Students	59	98%	34%	39%	19%	8%
Female	32	100%	28%	41%	22%	9%
Male	27	96%	41%	37%	15%	7%
American Indian	59	98%	34%	39%	19%	8%
Students with Disabilities	**	**	**	**	**	**
English Learners	21	95%	48%	38%	10%	5%
Economic Disadvantaged	59	98%	34%	39%	19%	8%

Mathematics Spring 2016



Two-Year Trend Proficiency



** ≤ 10 students

Achievement profile represents grades: 3-6

Arizona Navajo Assessment = Partnership for Assessment of Readiness for College and Careers (PARCC).

☉ Tribally Controlled School