



U.S. Department of the Interior
Bureau of Indian Education

ADJUSTED COHORT GRADUATION RATES AND DATA ACCURACY



MISSION

The mission of the BIE is to provide students at BIE-funded schools with a culturally relevant, high-quality education that prepares students with the knowledge, skills, and behaviors needed to flourish in the opportunities of tomorrow, become healthy and successful individuals, and lead their communities and sovereign nations to a thriving future that preserves their unique cultural identities.

OBJECTIVES



- To provide the definition for graduation rate as applicable federal reporting.
- To promote the importance of accurately encoding student data, in NASIS, that is used for graduation rate calculations.
- To emphasize importance of graduation data quality for federal reporting.
- To promote use of graduation data to support school improvement planning efforts.



WHAT IS THE 4-YEAR ADJUSTED COHORT GRADUATION RATE?

- The federal definition of the *4-year adjusted cohort graduation rate* is the number of students who graduate in four years with a regular high school diploma divided by the number of students who entered high school four years earlier (adjusting for transfers in and out, émigrés and deceased students).



REVISION TO 4-YEAR ADJUSTED COHORT GRADUATION RATE

- The federal definition was revised to include students with a ***State-defined*** alternate high school diploma for students with the most significant cognitive disabilities divided by the number of students who form the adjusted cohort for the four-year adjusted cohort graduation rate.



ACGR FORMULA

GR = Graduation Rate

g = number of cohort members who graduated

c = number in original cohort

t_i = transfers-in

t_o = transfers out

o = other cohort deductions

Cohort Total = $c + t_i - t_o + o$

$$GR = \frac{g}{c + t_i - t_o - o} \times 100$$



WHY DOES THE BIE COLLECT GRADUATION DATA

1. EDFacts Reporting

- 150 Regulatory Adjusted-Cohort Graduation Rate
- 151 Cohorts for Regulatory Adjusted-Cohort Graduation Rate
- 160 High School Graduates Postsecondary Enrollment
- 40 Graduates/Completers
- 32 Dropouts
- 199 Graduation Rate Indicator Status

2. SEA & LEA School Report Cards

- High School Graduation Rate

3. Accountability Determinations

- [High School] Graduation Indicator ¹

4. AS-IA Annual Report Program Performance Measures


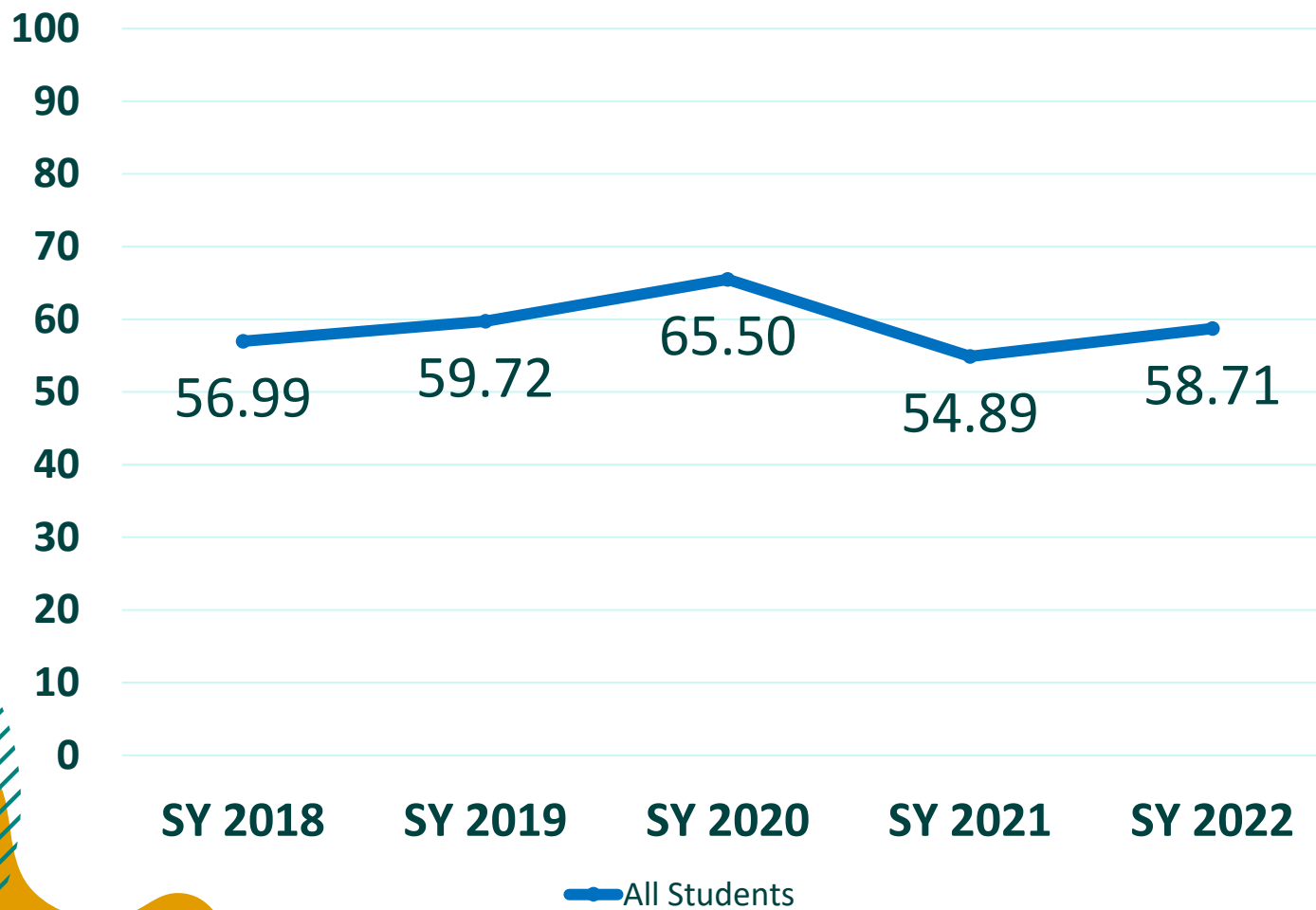
- Graduation Rate Performance Measure



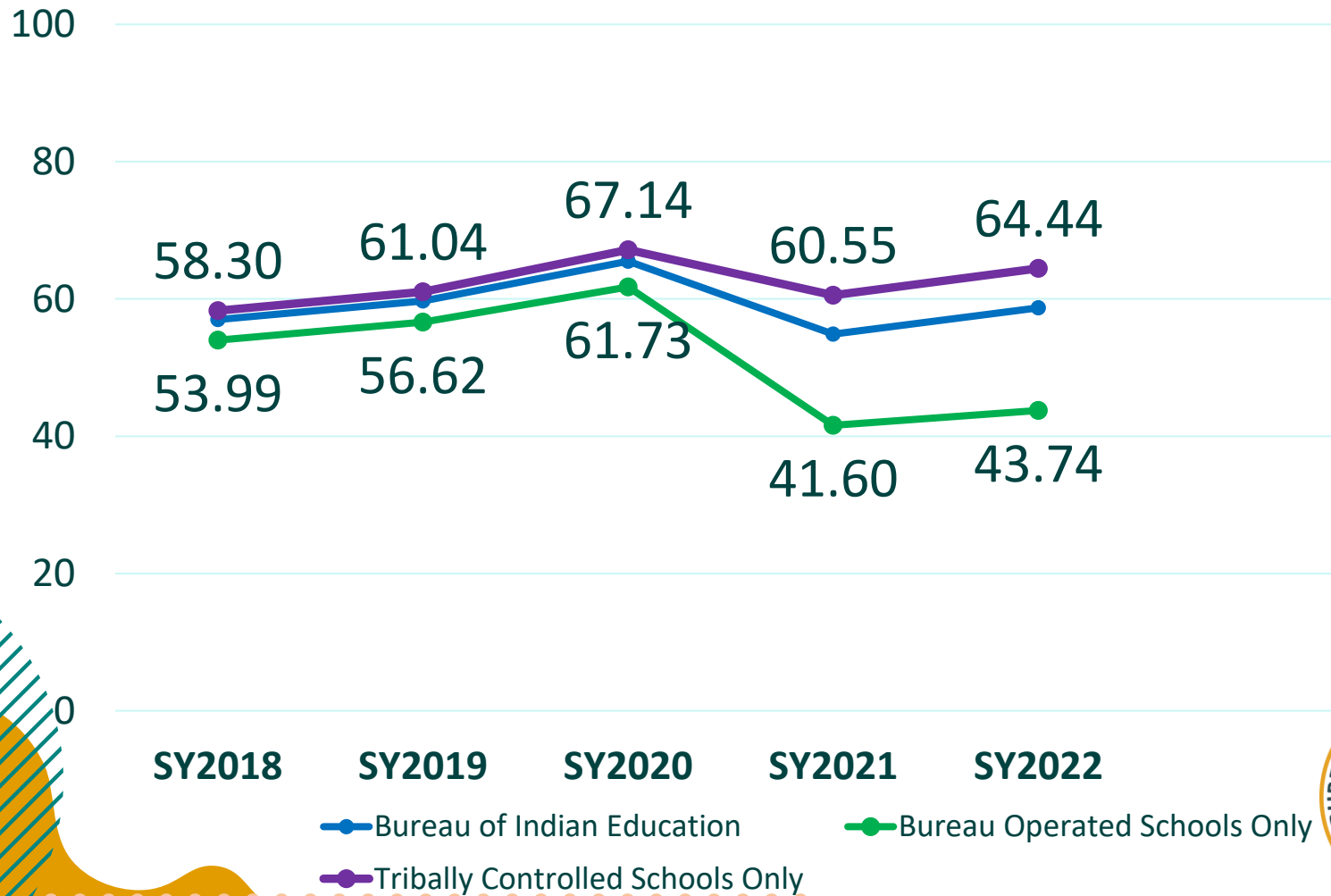
¹ K-8 schools Use Science as an indicator

BIE ACGR FROM 2018-2022

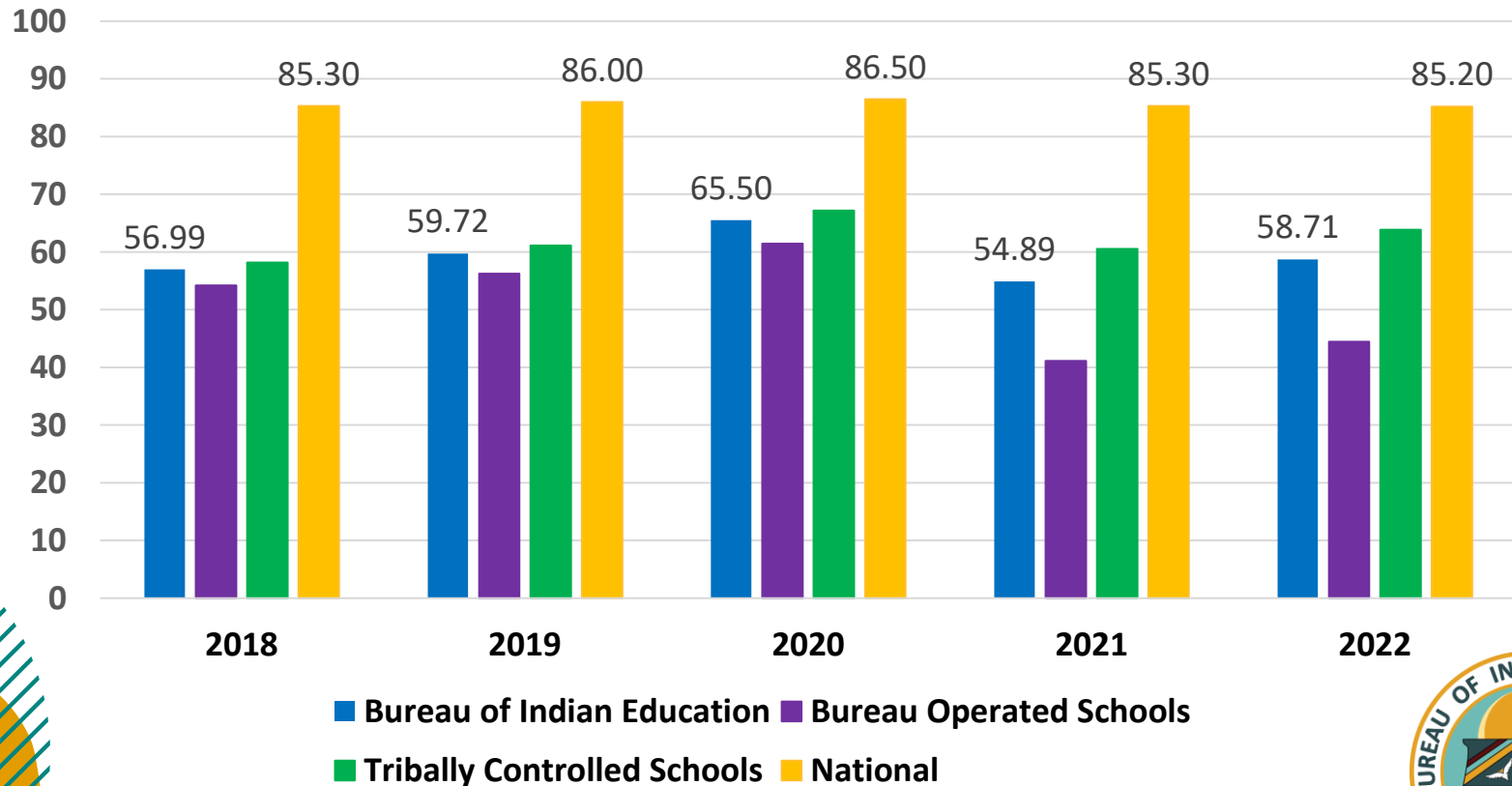
4-YEAR ADJUSTED COHORT GRADUATION RATES (%) - ALL STUDENTS



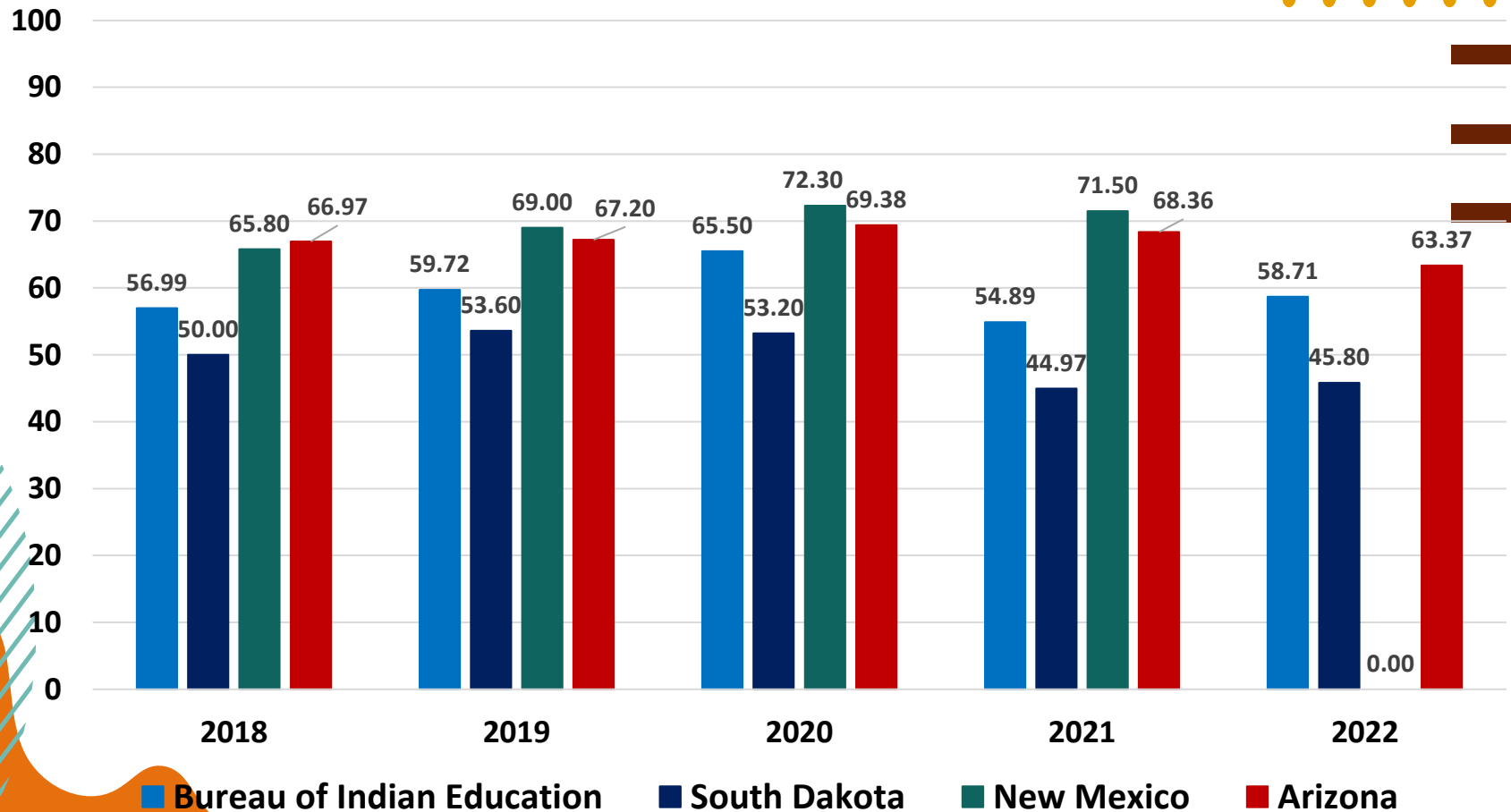
BIE FIVE-YEAR ACGR TRENDS: BIE, BOS, AND TCS



BIE, BOS, AND TCS ACGR 5 YEAR TRENDS COMPARED TO THE NATIONAL ACGR



BIE ACR compared to states with the greatest number of BIE schools (NA/AN only)



Mvto HiyHiy LemLmts Wado
DaWaEh Miigwech Wopila
Pinangigi Wimblahoho
Quyana Baasee AnaaBasee HiriweTudahe
Ahéhee Pilamiya
Thank You Nya:Weh Aho
Tansi

