



# US Department of the Interior Bureau of Indian Education

## Ch'ooshgai Community School 2020-2021 Report Card

### About This School

Welcome to Ch'ooshgai Community School. \*\*During SY 2020-2021, BIE funded schools in virtual/remote learning may not have administered state assessments. Those assessment results may not be included in this report card.

### School Improvement Designation

Comprehensive Support and Improvement

### School Type

Navajo

### School Accountability

[Documentation Link](#)

### Enrollment



228

Number of students enrolled during the School Year

[View Details >](#)

### Attendance



84.45%

The percentage of a school or group's overall student population that are present in school on any given day or period

[View Details >](#)

### Graduation Rates



Section Not Included

### English Language Arts



Section Not Included

### Mathematics



Section Not Included

### Science



Section Not Included

### English Learners



Section Not Included

### Educator Qualifications



Section Not Included

### Per Pupil Expenditure



No data available

# Ch'ooshgai Community School 2020-2021 Report Card

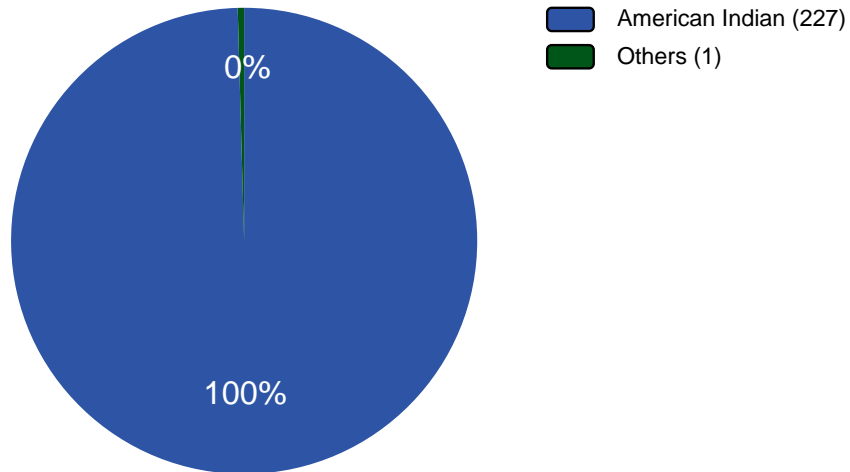


## Enrollment

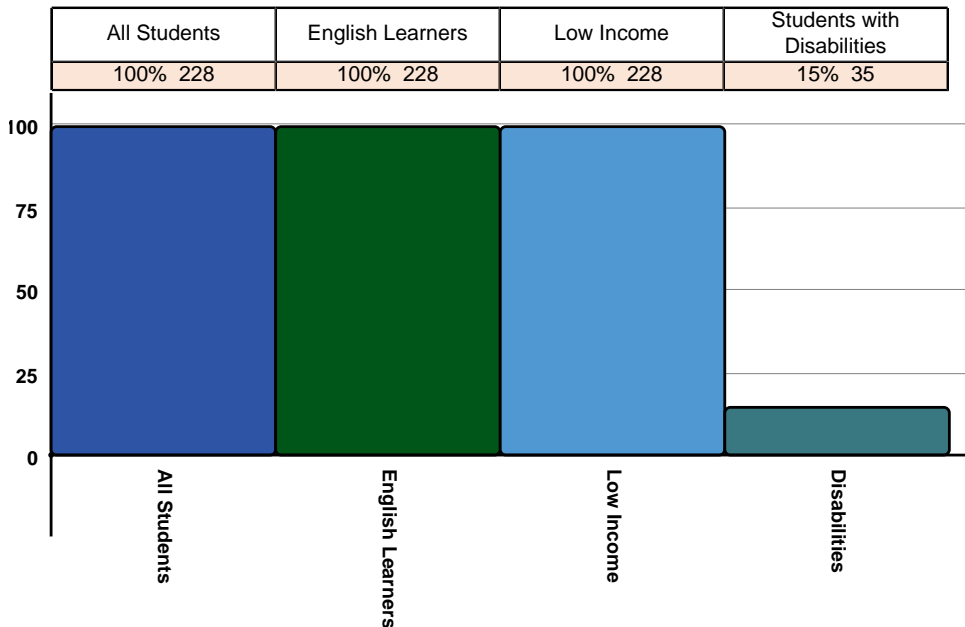
228

Number of students enrolled during the School Year

### Enrollment by Race/Ethnicity




### Enrollment by Other Characteristics



# Ch'ooshgai Community School 2020-2021 Report Card

## Enrollment by Residence



A snapshot of enrollment in the Bureau of Indian Education is collected every year on the first business day in October. The student count is the main base of funding for the Bureau of Indian Education, based on Title 14 of the Bureau of Education Code, and includes varied levels of funding based on educational needs. This count does not include students who enrolled after October 1st. It is also independent of the ISEP count which is the last Friday of October.

# Ch'ooshgai Community School 2020-2021 Report Card




## Attendance

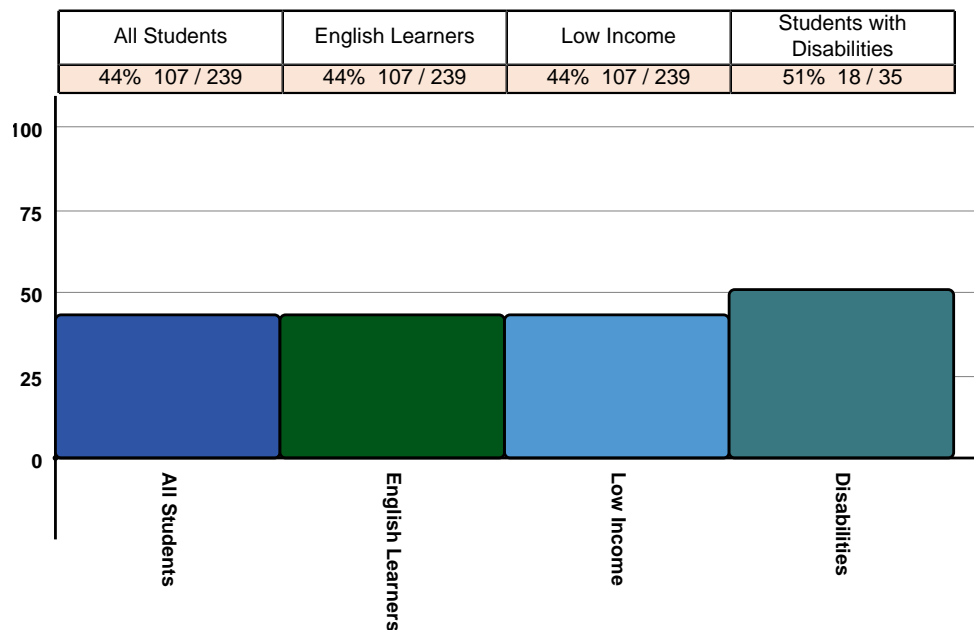
84.45%

The percentage of a school or group's overall student population that are present in school on any given day or period

On Track Attendance by Race/Ethnicity

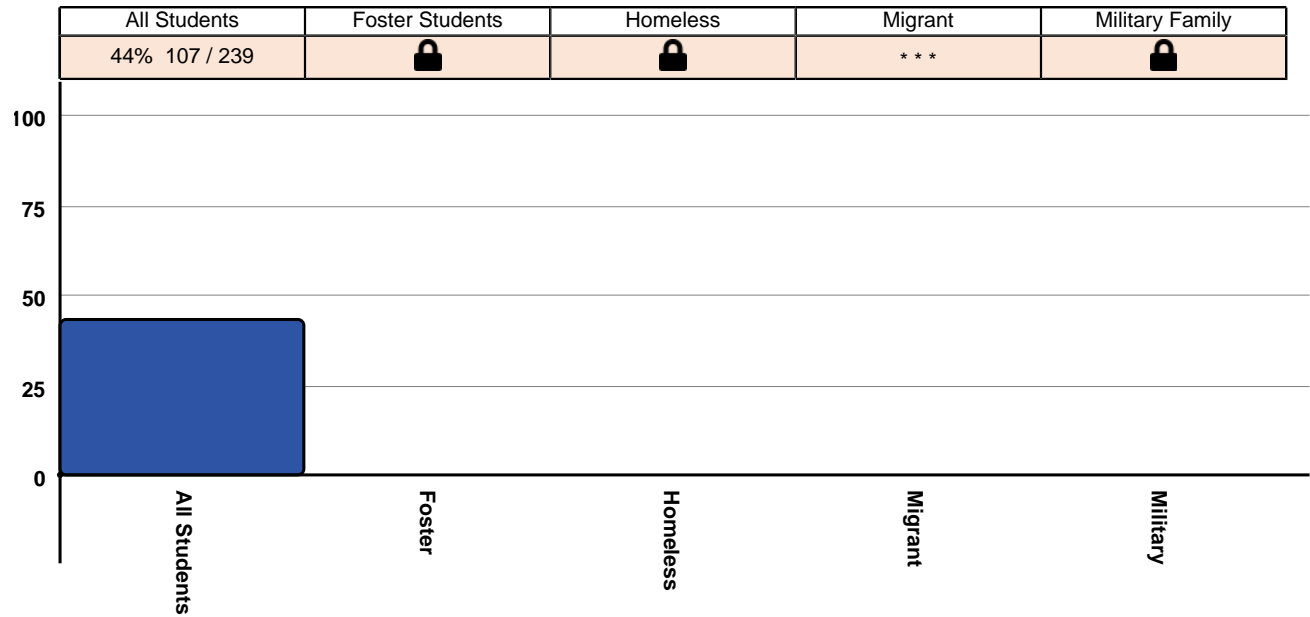


On Track Attendance by Other Characteristics



# Ch'ooshgai Community School 2020-2021 Report Card

## On Track Attendance by Residence



🔒 Some information may be protected for student privacy.  
 \*\*\* The Bureau of Indian Education does not have migrant students.

On-track attendance shares the percentage of students who are not chronically absent. Students must be present and ready to learn to succeed academically. Chronically absent students are those students who are absent for any reason (excused or unexcused), such as illness or out-of-school suspension, for 10% or more of a school's total school time between October 1 and May 31. School Year is represented by the last year of the school year. For example, the 2020-2021 school year is shown as 2021