



US Department of the Interior Bureau of Indian Education

Laguna Elementary School 2020-2021 Report Card

About This School

Welcome to Laguna Elementary School. **During SY 2020-2021, BIE funded schools in virtual/remote learning may not have administered state assessments. Those assessment results may not be included in this report card.

School Improvement Designation

School Type

Tribally Controlled

School Accountability

[Documentation Link](#)

Enrollment



254

Number of students enrolled during the School Year

[View Details >](#)

Attendance



95.04%

The percentage of a school or group's overall student population that are present in school on any given day or period

[View Details >](#)

Graduation Rates



Section Not Included

English Language Arts



Section Not Included

Mathematics



Section Not Included

Science



Section Not Included

English Learners



Section Not Included

Educator Qualifications



Section Not Included

Per Pupil Expenditure



No data available

Laguna Elementary School 2020-2021 Report Card

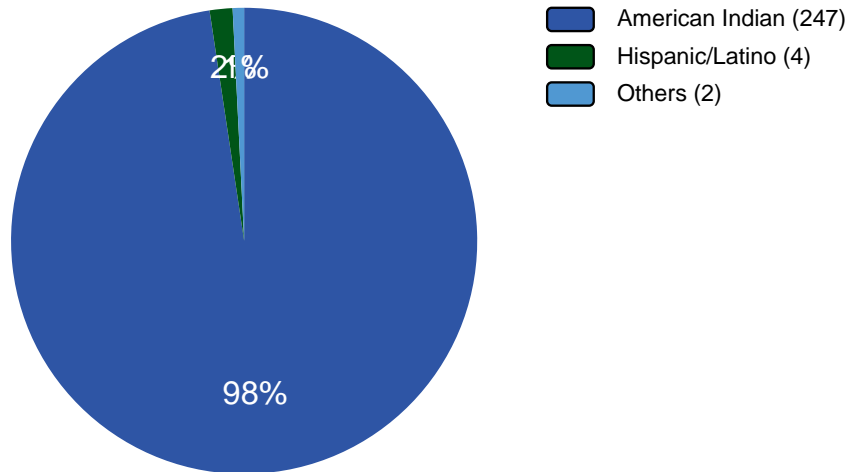


Enrollment

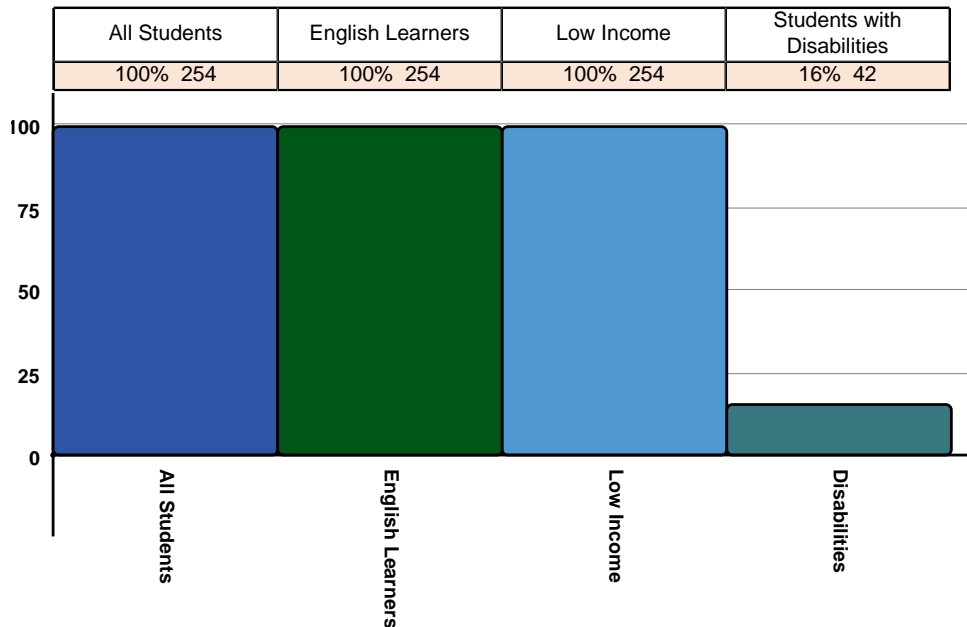
254

Number of students enrolled during the School Year

Enrollment by Race/Ethnicity




Enrollment by Other Characteristics



Laguna Elementary School 2020-2021 Report Card

Enrollment by Residence



A snapshot of enrollment in the Bureau of Indian Education is collected every year on the first business day in October. The student count is the main base of funding for the Bureau of Indian Education, based on Title 14 of the Bureau of Education Code, and includes varied levels of funding based on educational needs. This count does not include students who enrolled after October 1st. It is also independent of the ISEP count which is the last Friday of October.

Laguna Elementary School 2020-2021 Report Card




Attendance

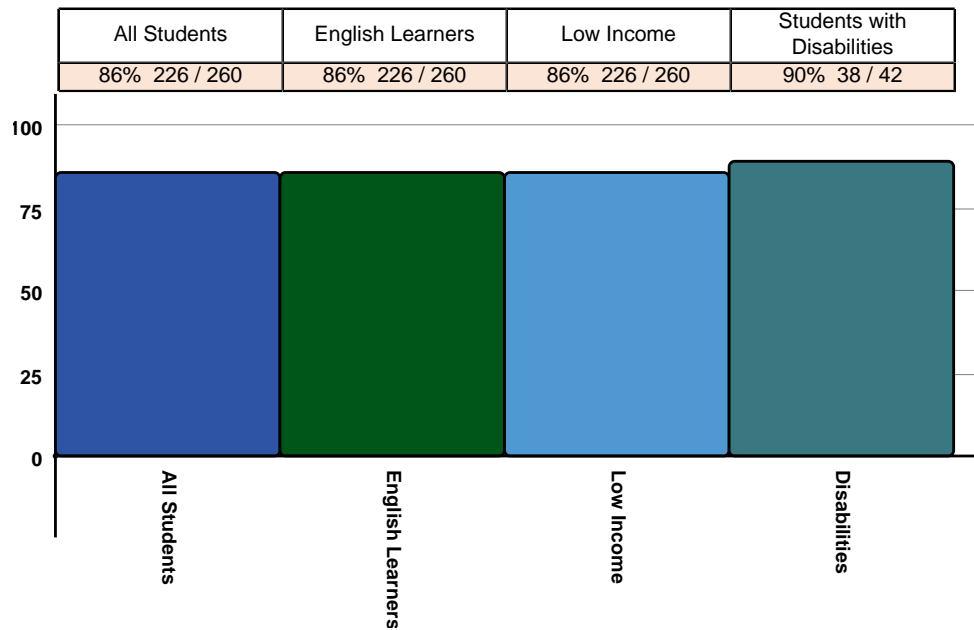
95.04%

The percentage of a school or group's overall student population that are present in school on any given day or period

On Track Attendance by Race/Ethnicity

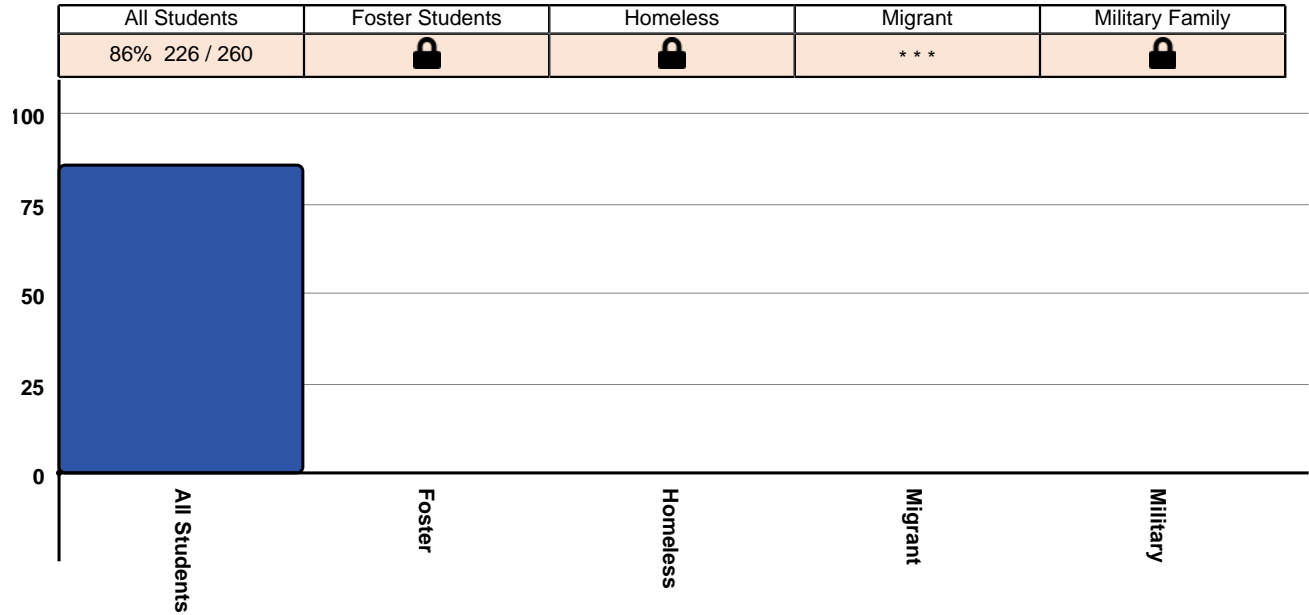


On Track Attendance by Other Characteristics



Laguna Elementary School 2020-2021 Report Card

On Track Attendance by Residence



🔒 Some information may be protected for student privacy.
 *** The Bureau of Indian Education does not have migrant students.

On-track attendance shares the percentage of students who are not chronically absent. Students must be present and ready to learn to succeed academically. Chronically absent students are those students who are absent for any reason (excused or unexcused), such as illness or out-of-school suspension, for 10% or more of a school's total school time between October 1 and May 31. School Year is represented by the last year of the school year. For example, the 2020-2021 school year is shown as 2021