



# US Department of the Interior Bureau of Indian Education

## Many Farms High School 2019-2020 Report Card

### About This School

Welcome to Many Farms High School

### School Improvement Designation

#### School Type

Navajo

#### School Accountability

[Documentation Link](#)

### Enrollment



380

Number of students enrolled during the School Year

[View Details >](#)

### Attendance



94.96%

The percentage of a school or group's overall student population that are present in school on any given day or period

[View Details >](#)

### Graduation Rates



66.7%

The four-year graduation rate represents who received a regular diploma in four years or less, from the time in which they entered ninth grade

[View Details >](#)

### English Language Arts



Section Not Included

### Mathematics



Section Not Included

### Science



Section Not Included

### English Learners



Section Not Included

### Educator Qualifications



Section Not Included

### Per Pupil Expenditure



No data available

# Many Farms High School 2019-2020 Report Card

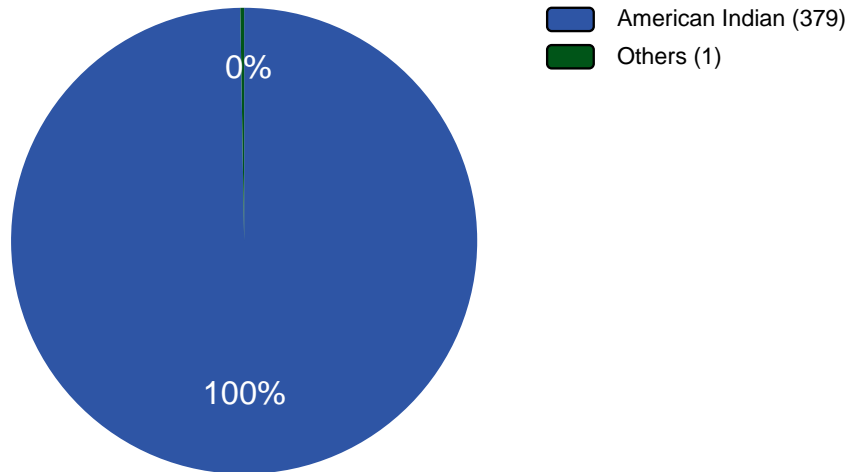


## Enrollment

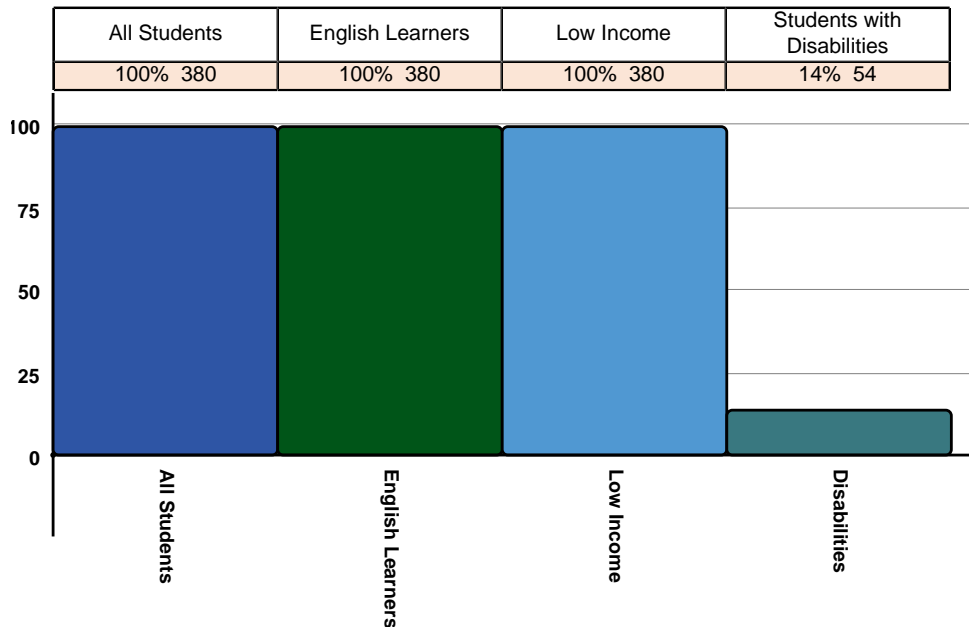
380

Number of students enrolled during the School Year

### Enrollment by Race/Ethnicity

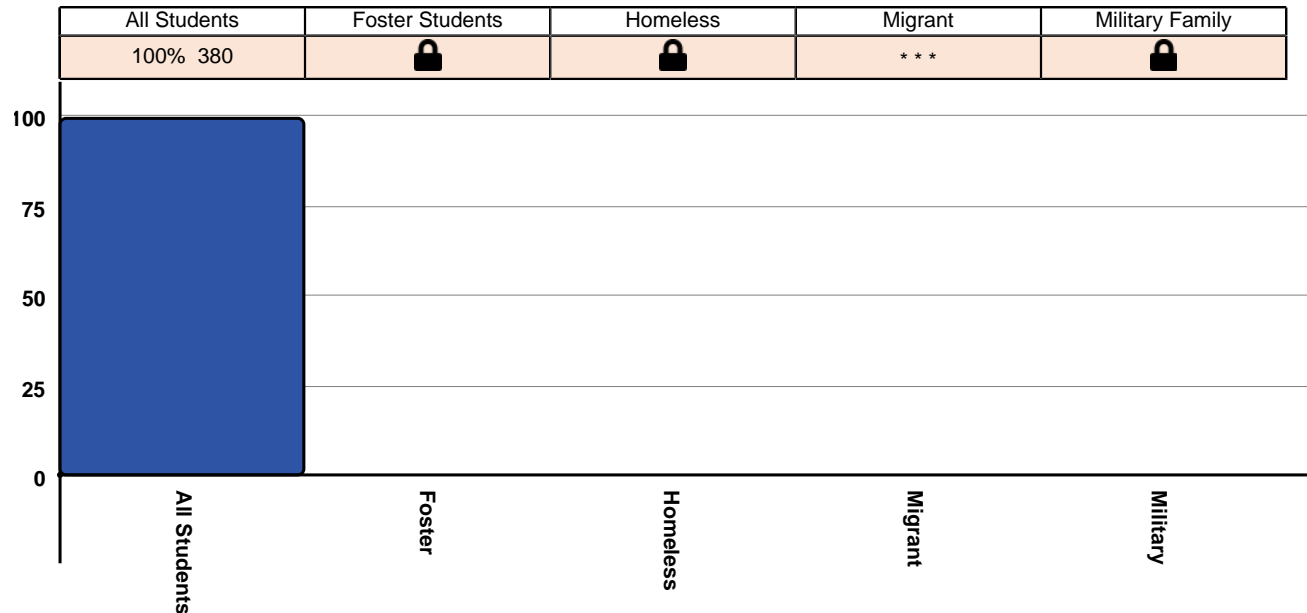


### Enrollment by Other Characteristics



# Many Farms High School 2019-2020 Report Card

## Enrollment by Residence



🔒 Some information may be protected for student privacy.  
 \*\*\* The Bureau of Indian Education does not have migrant students.

---

A snapshot of enrollment in the Bureau of Indian Education is collected every year on the first business day in October. The student count is the main base of funding for the Bureau of Indian Education, based on Title 14 of the Bureau of Education Code, and includes varied levels of funding based on educational needs. This count does not include students who enrolled after October 1st. It is also independent of the ISEP count which is the last Friday of October.

---

# Many Farms High School 2019-2020 Report Card




## Attendance

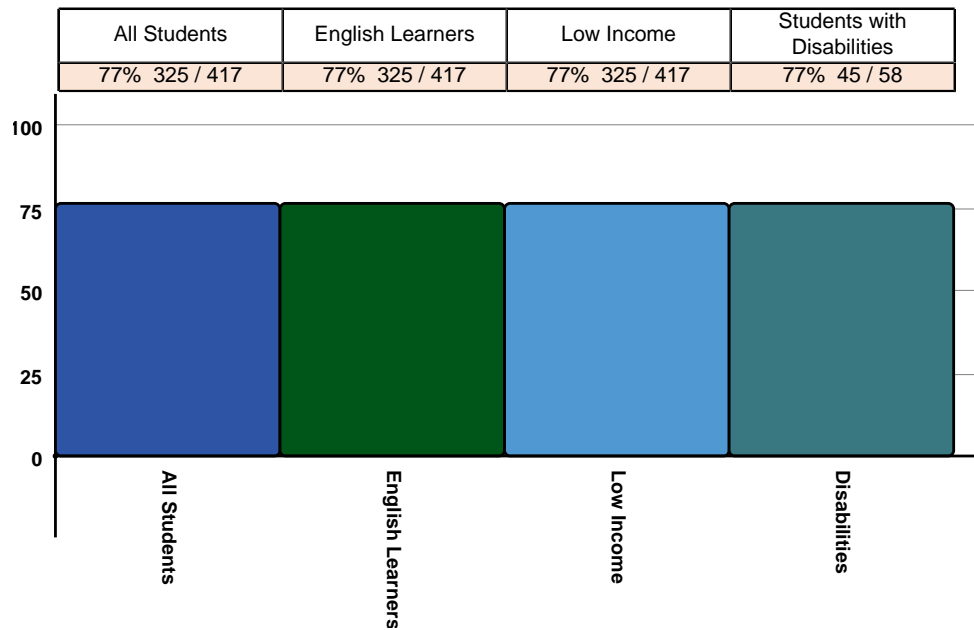
94.96%

The percentage of a school or group's overall student population that are present in school on any given day or period

On Track Attendance by Race/Ethnicity

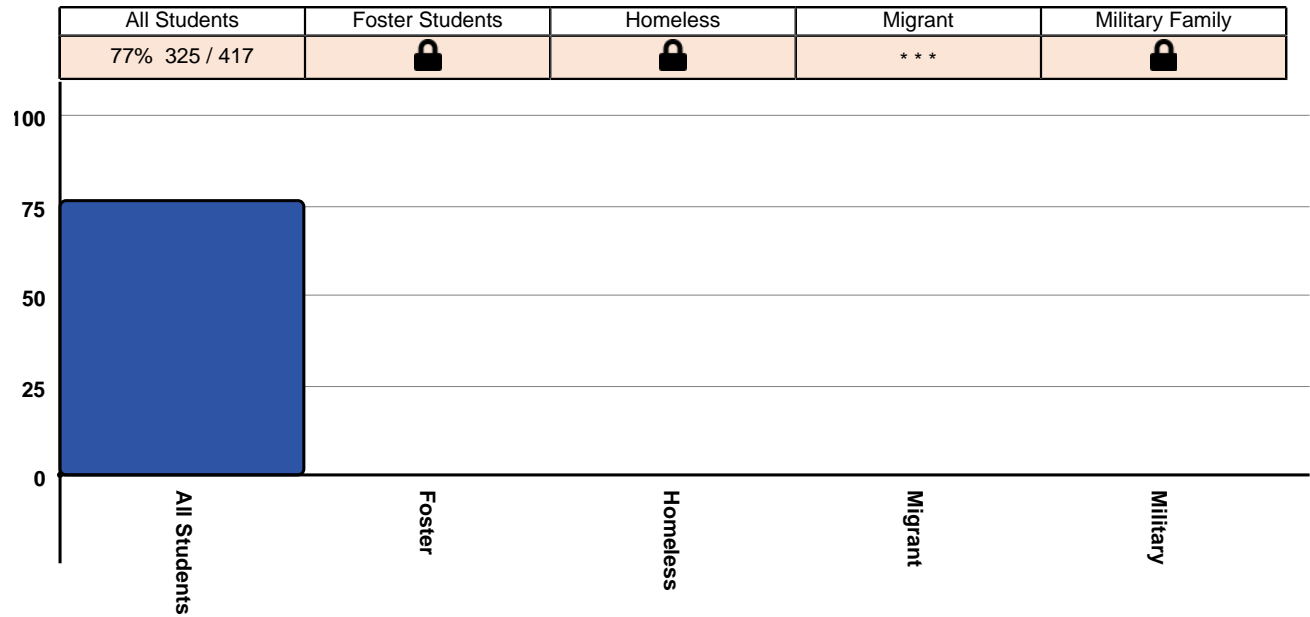


On Track Attendance by Other Characteristics



# Many Farms High School 2019-2020 Report Card

## On Track Attendance by Residence



🔒 Some information may be protected for student privacy.  
 \*\*\* The Bureau of Indian Education does not have migrant students.

---

On-track attendance shares the percentage of students who are not chronically absent. Students must be present and ready to learn to succeed academically. Chronically absent students are those students who are absent for any reason (excused or unexcused), such as illness or out-of-school suspension, for 10% or more of a school's total school time between October 1 and May 31. School Year is represented by the last year of the school year. For example, the 2020-2021 school year is shown as 2021

---

# Many Farms High School 2019-2020 Report Card

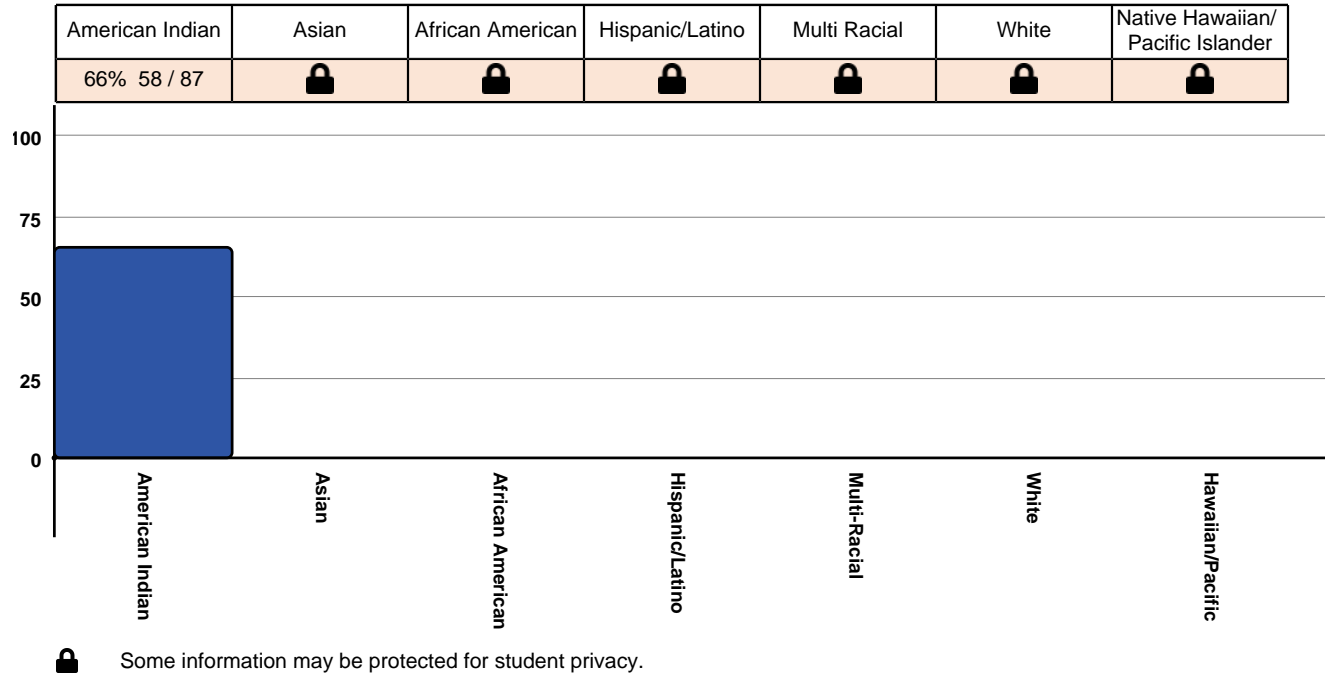


## Graduation Rates

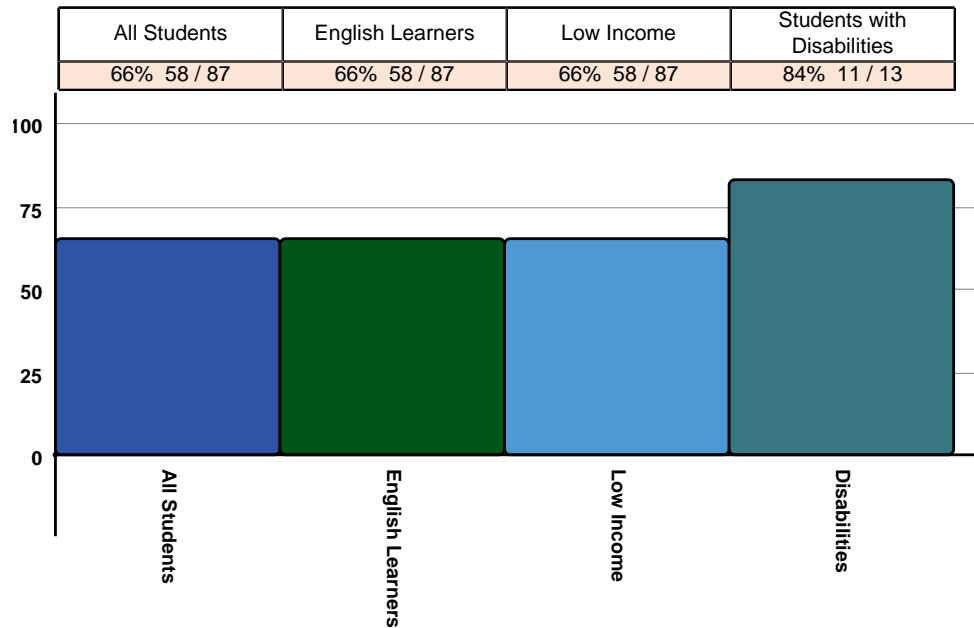
66.7%

The four-year graduation rate represents who received a regular diploma in four years or less, from the time in which they entered ninth grade

Graduation Rate by Race/Ethnicity

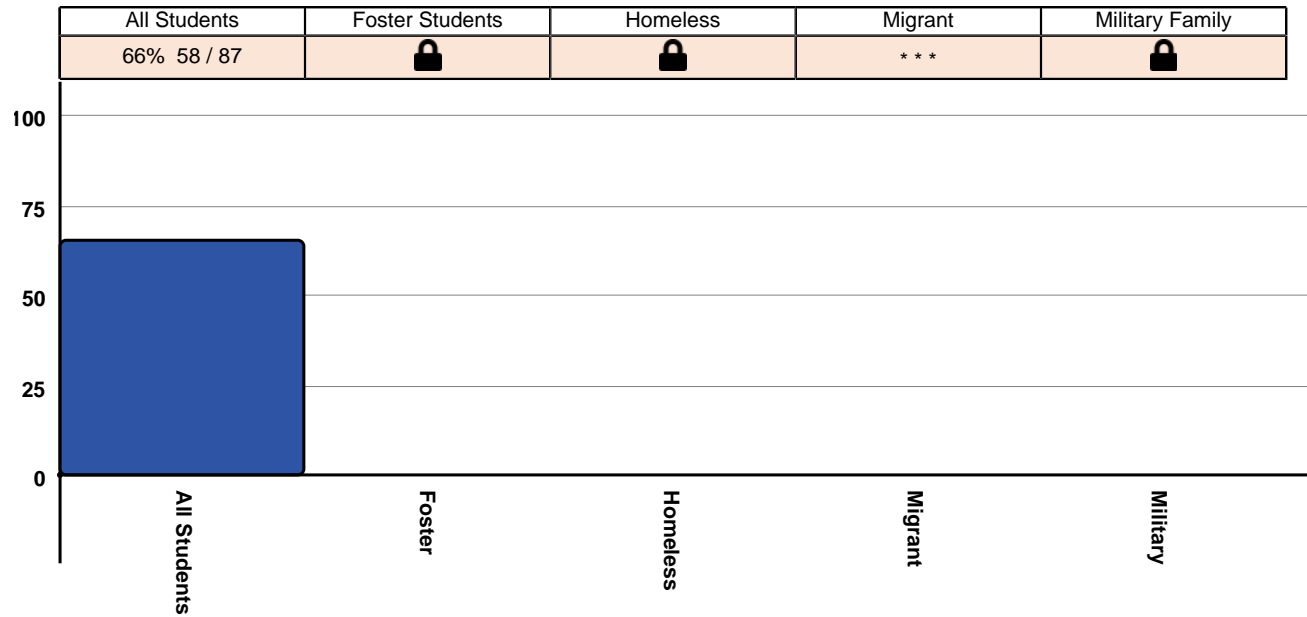


Graduation Rate by Other Characteristics



# Many Farms High School 2019-2020 Report Card

## Graduation Rate by Residence



🔒 Some information may be protected for student privacy.  
 \*\*\* The Bureau of Indian Education does not have migrant students.

Graduation rates represent the percentage of students who graduated high school with a regular diploma. Graduation rates are calculated as prescribed by the National Center for Education Statistics (NCES), which provides data to the federal reporting system. In accordance with NCES requirements, the Bureau of Indian Education uses the 4k-year adjusted cohort graduation rate which is defined as the number of first-time 9th grades who graduate with a regular high school diploma in 4 years. Graduation rates do not include students who earn alternate diplomas or certificates.