



US Department of the Interior Bureau of Indian Education

Na' Neelzhiin Ji'Olta 2020-2021 Report Card

About This School

Welcome to Na' Neelzhiin Ji'Olta. **During SY 2020-2021, BIE funded schools in virtual/ remote learning may not have administered state assessments. Those assessment results may not be included in this report card.

School Improvement Designation

School Type

Navajo

School Accountability

[Documentation Link](#)

Enrollment



156

Number of students enrolled during the School Year

[View Details >](#)

Attendance



92.03%

The percentage of a school or group's overall student population that are present in school on any given day or period

[View Details >](#)

Graduation Rates



Section Not Included

English Language Arts



0%

The percent of students at each achievement level and the percentage of students who participated in the Bureau-wide annual assessment

[View Details >](#)

Mathematics



0%

The percent of students at each achievement level and the percentage of students who participated in the Bureau-wide annual assessment

[View Details >](#)

Science



Section Not Included

English Learners



Section Not Included

Educator Qualifications



Section Not Included

Per Pupil Expenditure



No data available

Na' Neelzhiin Ji'Olta 2020-2021 Report Card

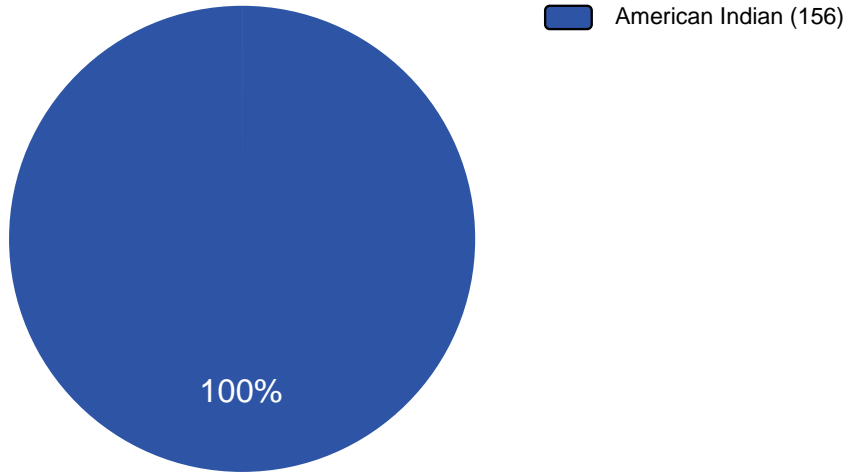


Enrollment

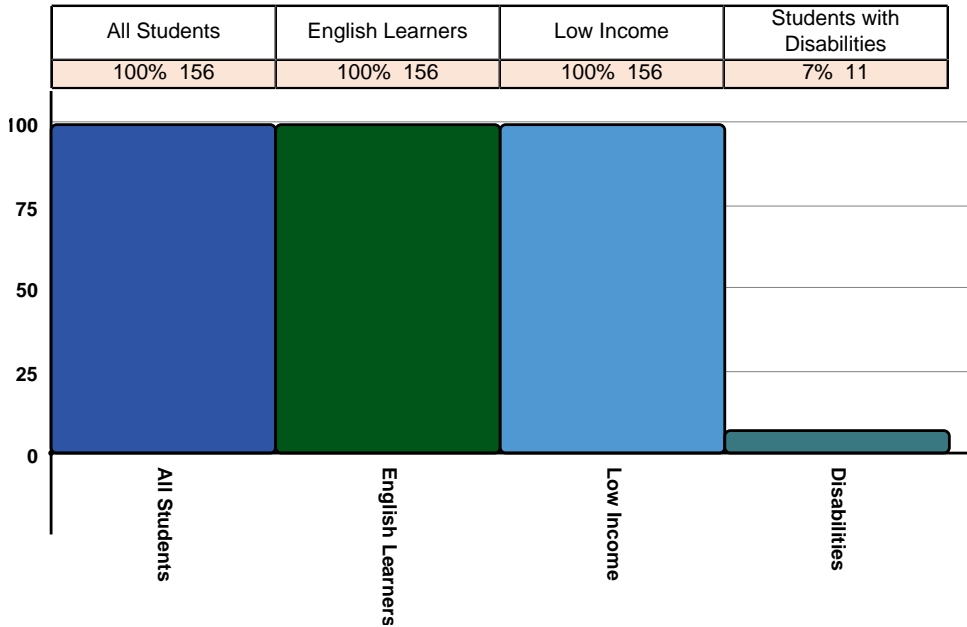
156

Number of students enrolled during the School Year

Enrollment by Race/Ethnicity




Enrollment by Other Characteristics



Na' Neelzhiin Ji'Olta 2020-2021 Report Card

Enrollment by Residence



A snapshot of enrollment in the Bureau of Indian Education is collected every year on the first business day in October. The student count is the main base of funding for the Bureau of Indian Education, based on Title 14 of the Bureau of Education Code, and includes varied levels of funding based on educational needs. This count does not include students who enrolled after October 1st. It is also independent of the ISEP count which is the last Friday of October.

Na' Neelzhiin Ji'Olta 2020-2021 Report Card



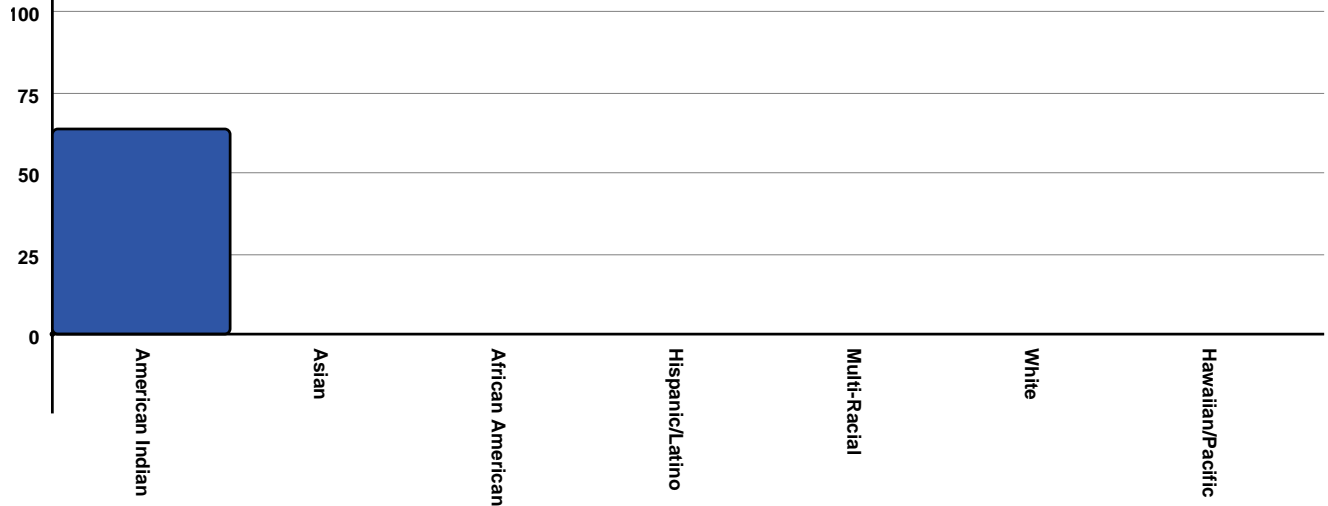
Attendance

92.03%

The percentage of a school or group's overall student population that are present in school on any given day or period

On Track Attendance by Race/Ethnicity

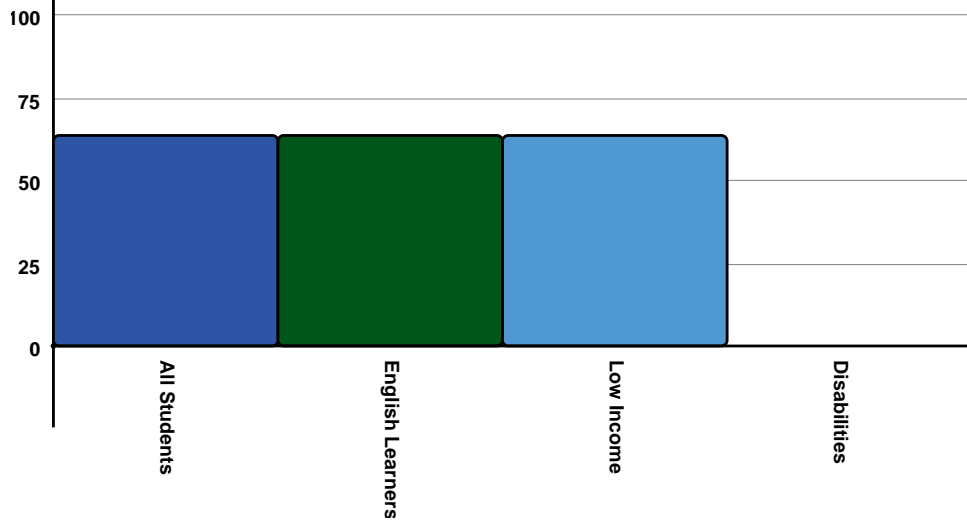
American Indian	Asian	African American	Hispanic/Latino	Multi Racial	White	Native Hawaiian/ Pacific Islander
64% 116 / 179						



Some information may be protected for student privacy.

On Track Attendance by Other Characteristics

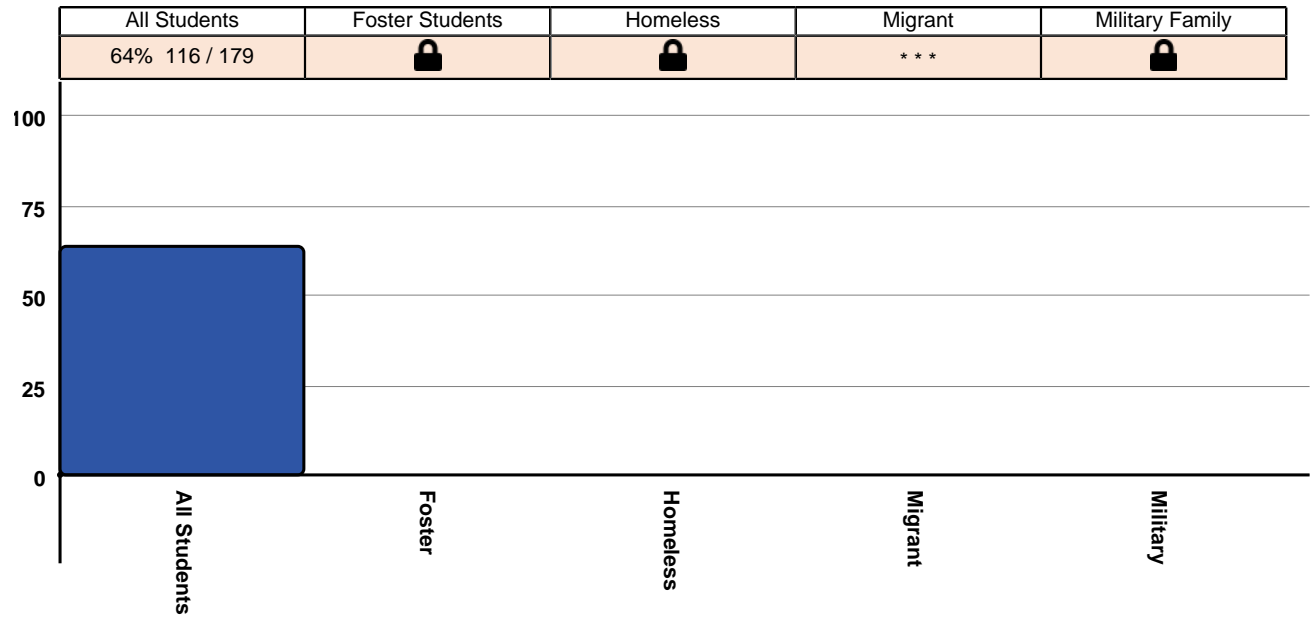
All Students	English Learners	Low Income	Students with Disabilities
64% 116 / 179	64% 116 / 179	64% 116 / 179	



Some information may be protected for student privacy.

Na' Neelzhiin Ji'Olta 2020-2021 Report Card

On Track Attendance by Residence



🔒 Some information may be protected for student privacy.
 *** The Bureau of Indian Education does not have migrant students.

On-track attendance shares the percentage of students who are not chronically absent. Students must be present and ready to learn to succeed academically. Chronically absent students are those students who are absent for any reason (excused or unexcused), such as illness or out-of-school suspension, for 10% or more of a school's total school time between October 1 and May 31. School Year is represented by the last year of the school year. For example, the 2020-2021 school year is shown as 2021

Na' Neelzhiin Ji'Olta 2020-2021 Report Card

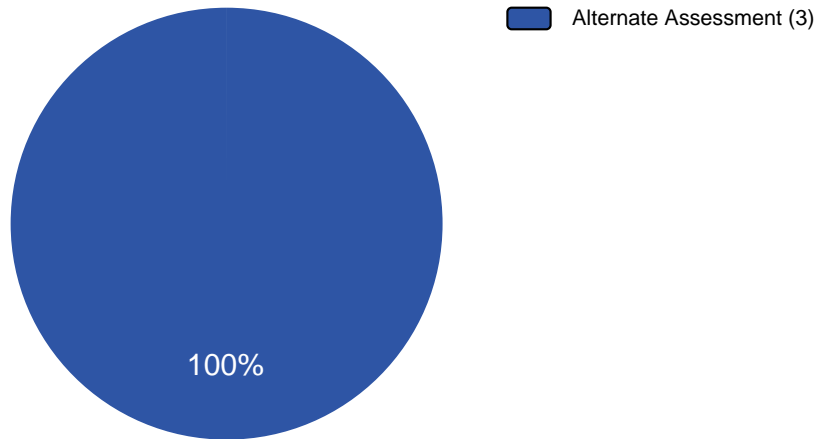


English Language Arts

0%

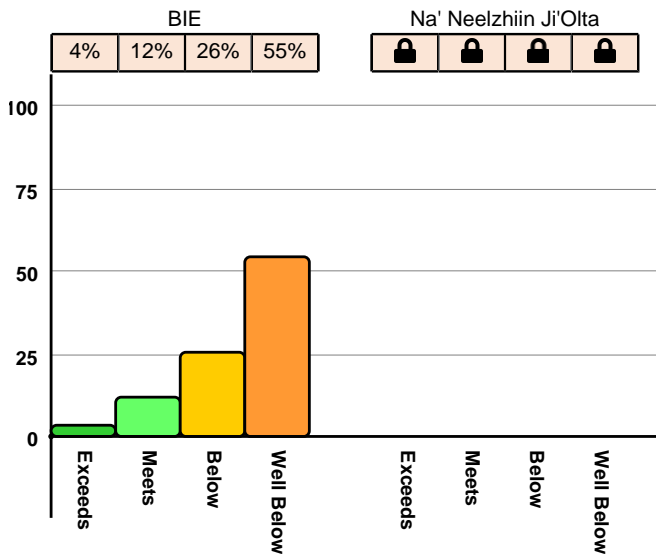
The percent of students at each achievement level and the percentage of students who participated in the Bureau-wide annual assessments.

English Language Arts Participation



100% of students participated in the English Language Arts Assessment. The goal is 95% or higher.

English Language Arts Proficiency - All Students




0% of students in this school demonstrated proficiency on this assessment by scoring in the "Meets" or "Exceeds" category. That is below BIE average of 17.18%.

Some information may be protected for student privacy.

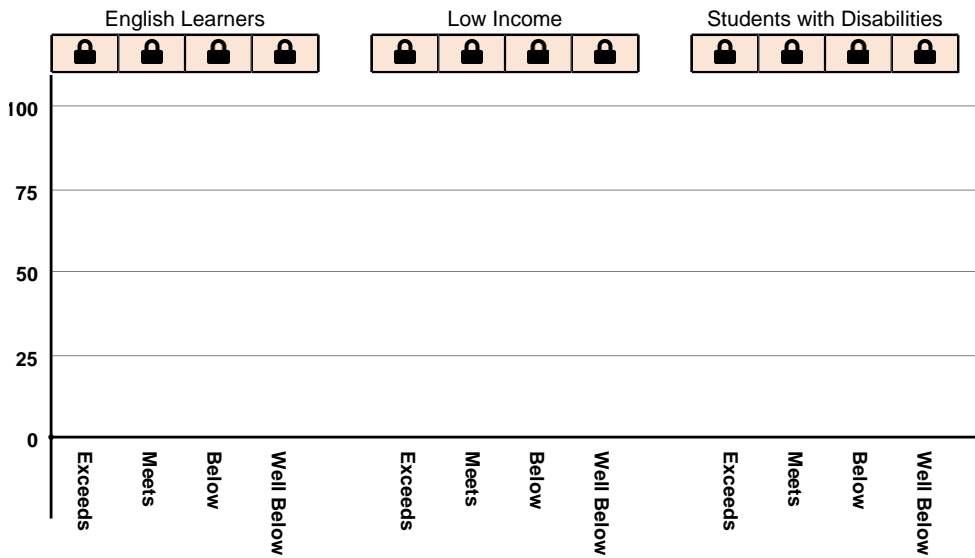
Na' Neelzhiin Ji'Olta 2020-2021 Report Card

English Language Arts Proficiencies by Race/Ethnicity



Some information may be protected for student privacy.

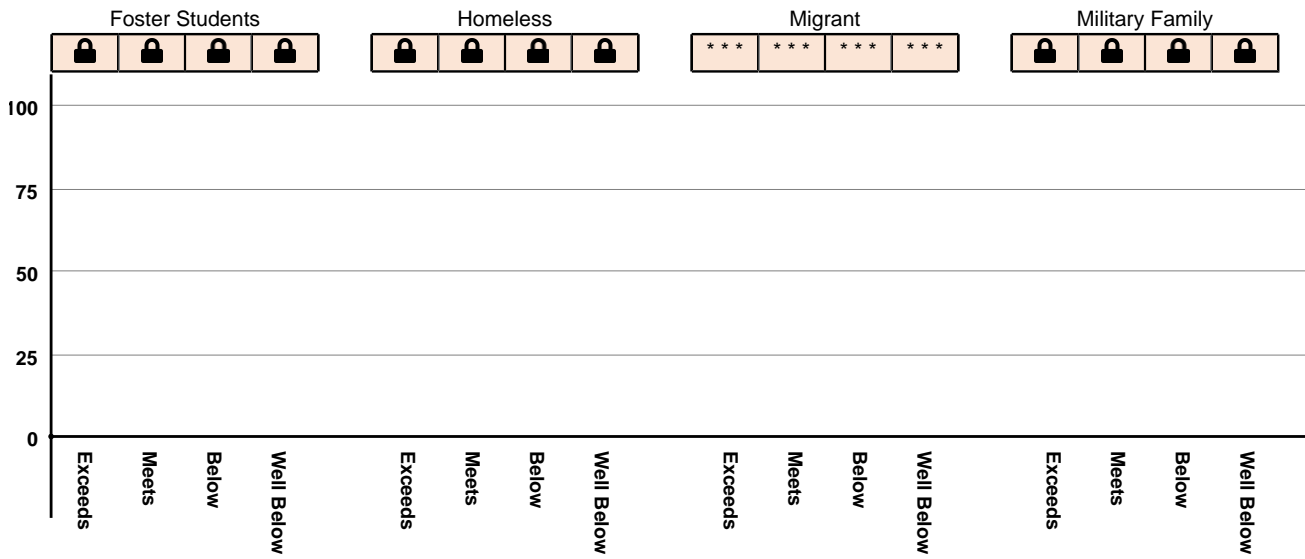
English Language Arts Proficiencies by Other Characteristics




Some information may be protected for student privacy.

Na' Neelzhiin Ji'Olta 2020-2021 Report Card

English Language Arts Proficiencies by Residence



 Some information may be protected for student privacy.

*** The Bureau of Indian Education does not have migrant students.

Proficiency

English Language Arts (ELA) proficiency shares what level of understanding students have reached based on a standard assessment.

Students who score at "Meets" or "Exceeds" have demonstrated an understanding at or above the standard for their grade level in English Language Arts. Students that are on grade level (proficient) have a greater likelihood of entry and success in education and career training beyond high school.

Participation

The participation rate is based on the number of students who are enrolled within the school for the entire testing window and take the annual assessment. If a student is enrolled within the school during the entire testing window and does not complete one or more items, the student will be counted as a nonparticipant in the participation calculation.

Na' Neelzhiin Ji'Olta 2020-2021 Report Card

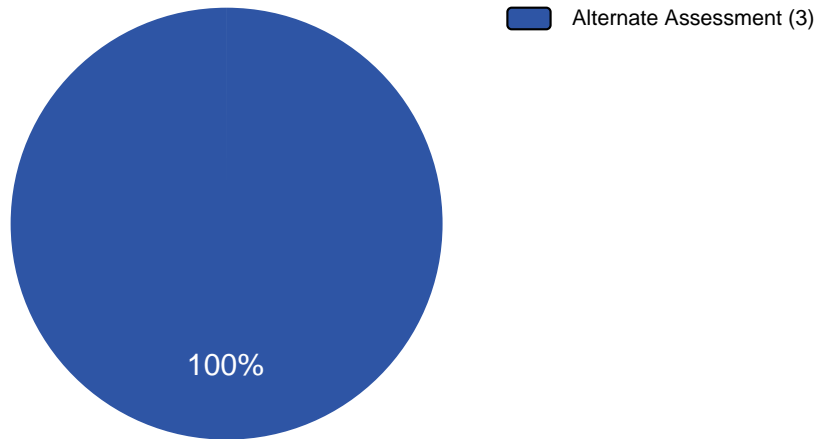


Mathematics

0%

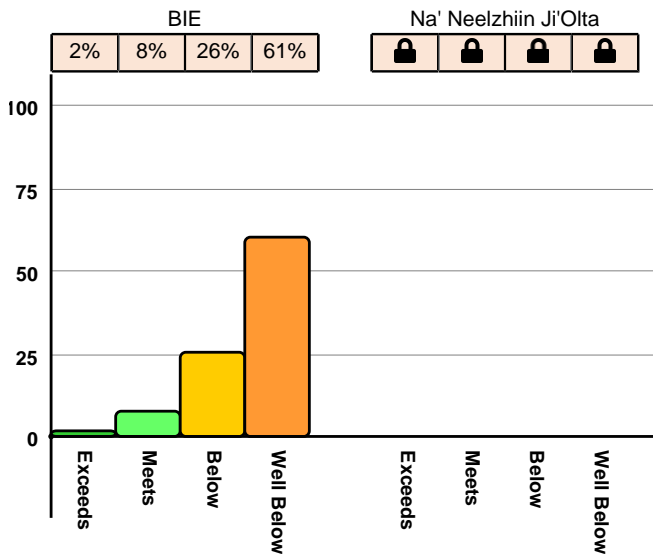
The percent of students at each achievement level and the percentage of students who participated in the Bureau-wide annual assessments.

Mathematics Participation



100% of students participated in the Mathematics Assessment. The goal is 95% or higher.

Mathematics Proficiency - All Students




0% of students in this school demonstrated proficiency on this assessment by scoring in the "Meets" or "Exceeds" category. That is below BIE average of 10.78%.

Some information may be protected for student privacy.

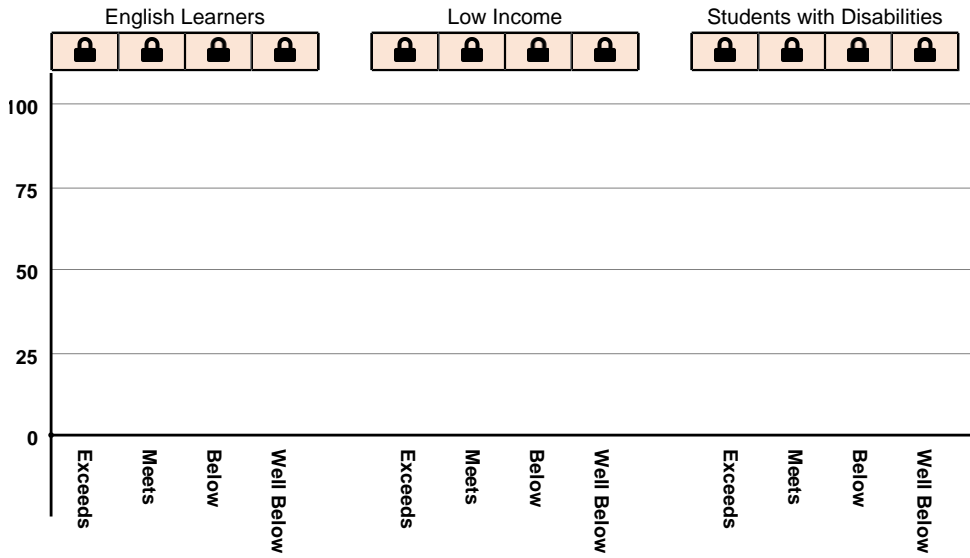
Na' Neelzhiin Ji'Olta 2020-2021 Report Card

Mathematics Proficiencies by Race/Ethnicity



Some information may be protected for student privacy.

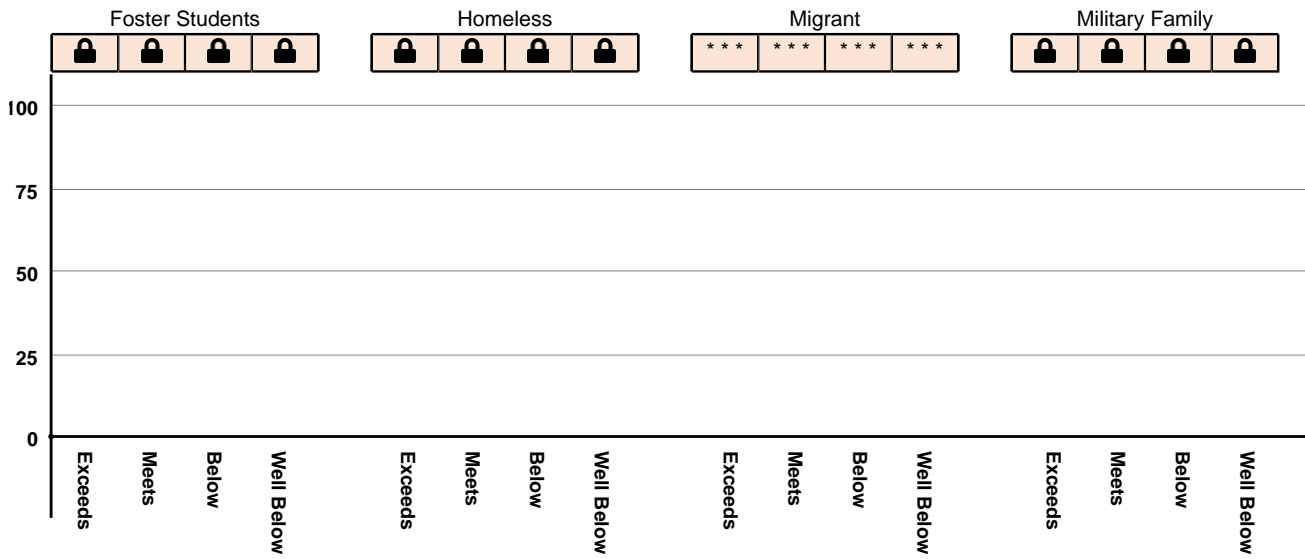
Mathematics by Other Characteristics



Some information may be protected for student privacy.

Na' Neelzhiin Ji'Olta 2020-2021 Report Card

Mathematics Proficiencies by Residence



Some information may be protected for student privacy.
 *** The Bureau of Indian Education does not have migrant students.

Proficiency

Mathematics proficiency shares what level of understanding students have reached based on a standard assessment.

Students who score at "Meets" or "Exceeds" have demonstrated an understanding at or above the standard for their grade level in Mathematics. Students that are on grade level (proficient) have a greater likelihood of entry and success in education and career training beyond high school.

Participation

The participation rate is based on the number of students who are enrolled within the school for the entire testing window and take the annual assessment. If a student is enrolled within the school during the entire testing window and does not complete one or more items, the student will be counted as a nonparticipant in the participation calculation.