



US Department of the Interior Bureau of Indian Education

Tuba City Boarding School 2023-2024 Report Card

About This School

Welcome to Tuba City Boarding School

School Improvement Designation

School Type

Navajo

School Accountability

[Documentation Link](#)

Enrollment



1,040

Number of students enrolled during the School Year.

[View Details >](#)

Attendance



70.9%

The percentage of students who meet the criteria for on-track attendance.

[View Details >](#)

Graduation Rates



0.0%

The four-year graduation rate represents students who received a regular high school diploma in four years or less, from the time in which they entered ninth grade.

[View Details >](#)

English Language Arts



37.22%

The percent of students at each performance level and the percentage of students who participated in annual summative assessments.

[View Details >](#)

Mathematics



35.1%

The percent of students at each performance level and the percentage of students who participated in annual summative assessments.

[View Details >](#)

Science



20.09%

The percent of students at each performance level and the percentage of students who participated in annual summative assessments.

[View Details >](#)

English Learners



9.09%

The percentage of English learners who meet English language proficiency and students meeting individual progress targets.

[View Details >](#)

Educator Qualifications



97

Number of staff members which include Principals, Teachers, Paraprofessionals, and other School Leaders.

[View Details >](#)

Per Pupil Expenditure



https://www.bie.edu/sites/default/files/documents/bos_ppe_report_2023-24.pdf

Tuba City Boarding School 2023-2024 Report Card

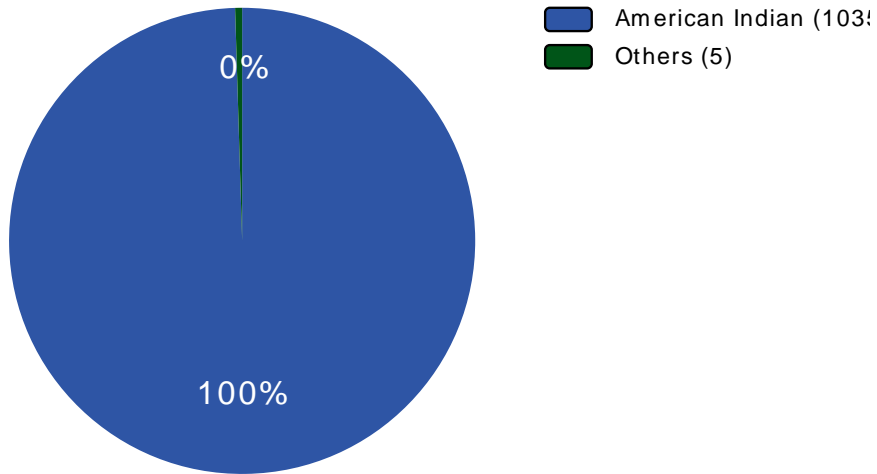


Enrollment

1,040

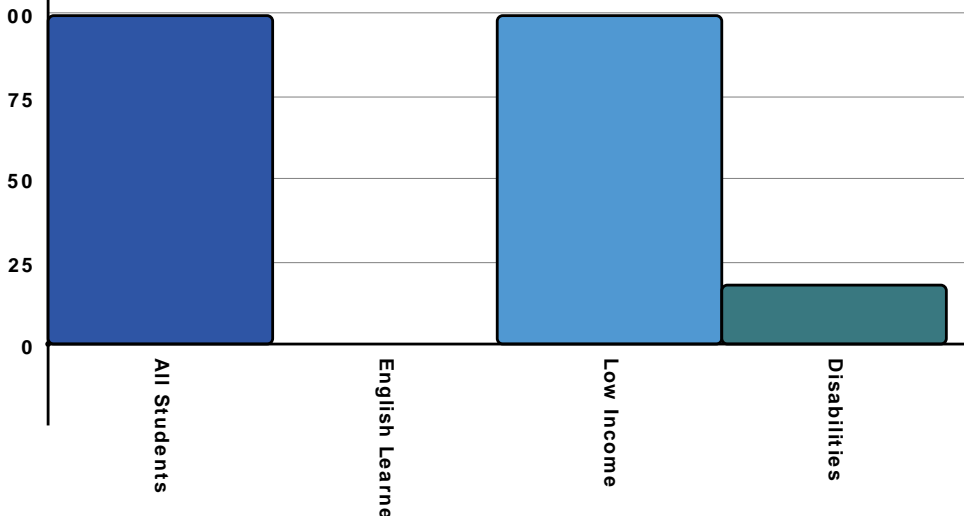
Number of students enrolled during the School Year

Enrollment by Race/Ethnicity



Enrollment by Other Characteristics

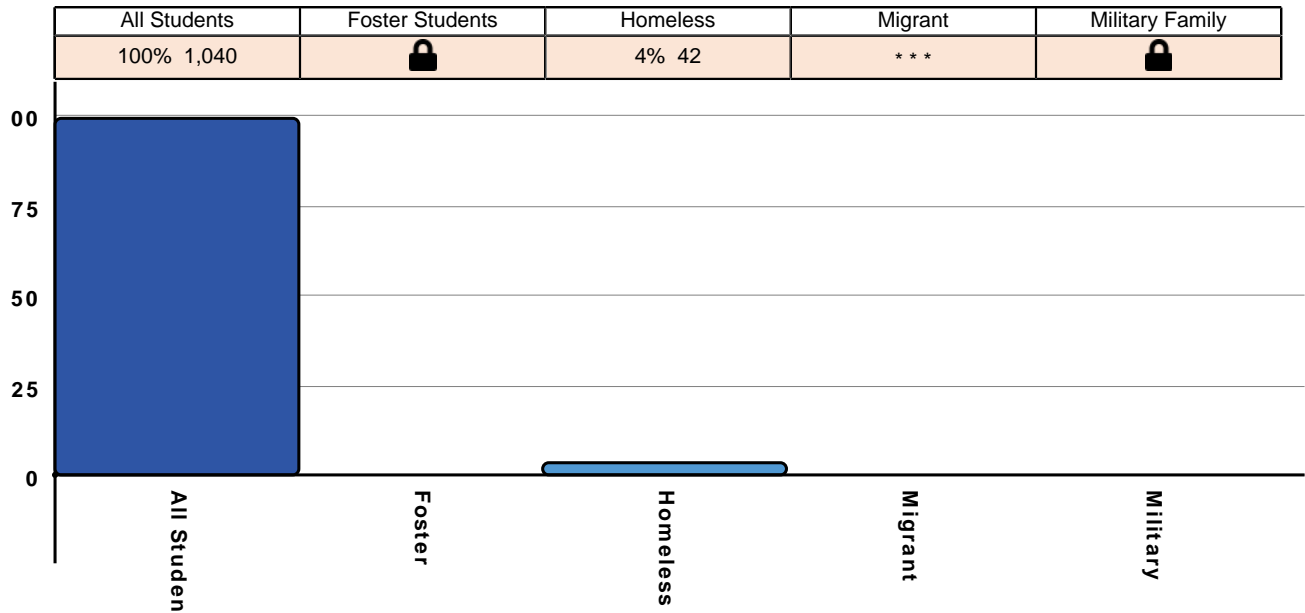
All Students	English Learners	Low Income	Students with Disabilities
100% 1,040		100% 1,040	18% 189



Some information may be protected for student privacy.

Tuba City Boarding School 2023-2024 Report Card

Enrollment by Residence



Some information may be protected for student privacy.
 * * * The Bureau of Indian Education does not have migrant students.

A snapshot of enrollment in the Bureau of Indian Education is collected every year on the first business day in October. The student count is the main base of funding for the Bureau of Indian Education, based on Title 14 of the Bureau of Education Code, and includes varied levels of funding based on educational needs. This count does not include students who enrolled after October 1st. It is also independent of the ISEP count which is the last Friday of October.

Tuba City Boarding School 2023-2024 Report Card



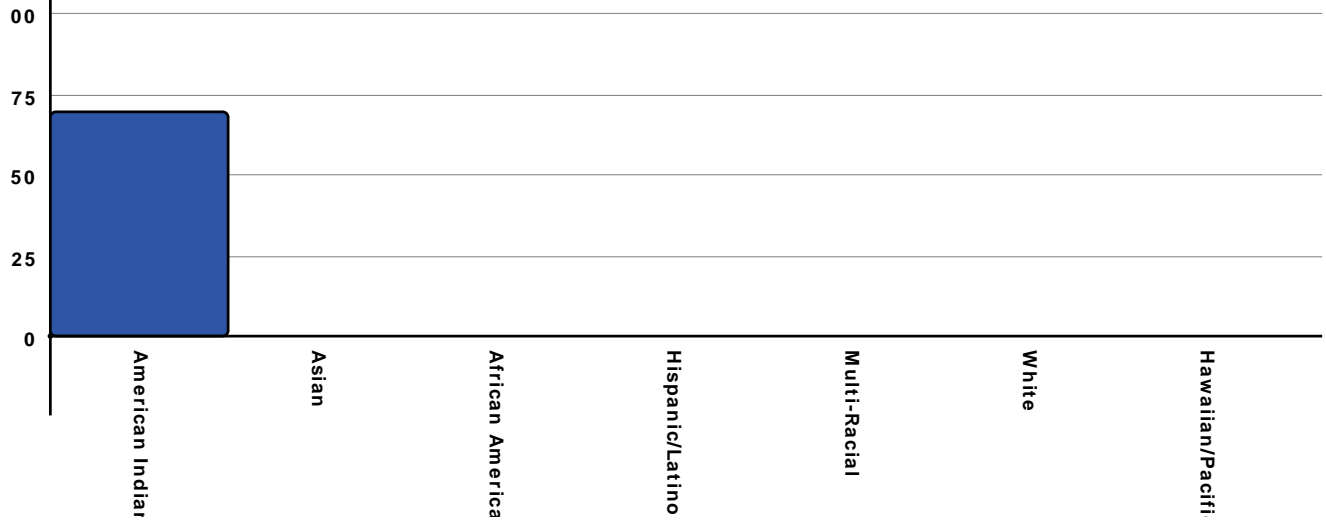
Attendance

70.9%

The percentage of students who meet the criteria for on-track attendance.

On Track Attendance by Race/Ethnicity

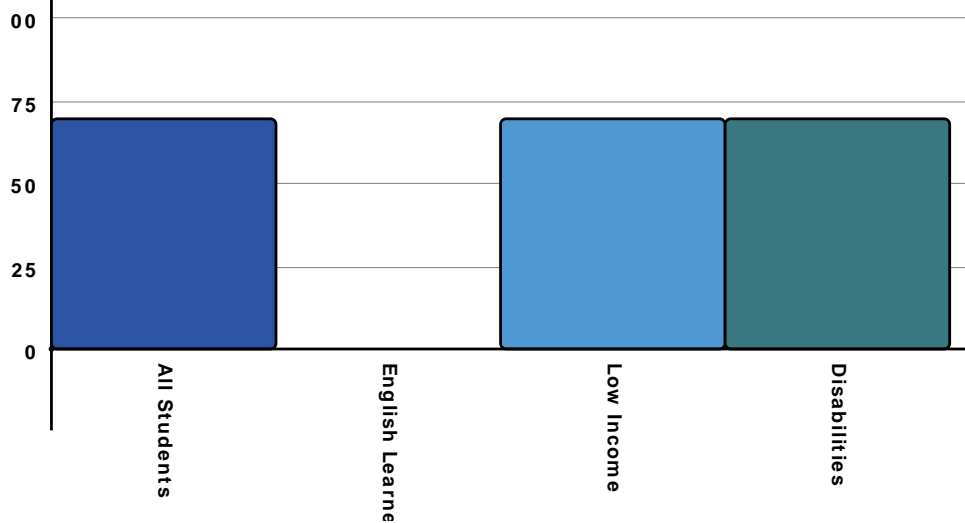
American Indian	Asian	African American	Hispanic/Latino	Multi Racial	White	Native Hawaiian/ Pacific Islander
70% 762 / 1,077						



Some information may be protected for student privacy.

On Track Attendance by Other Characteristics

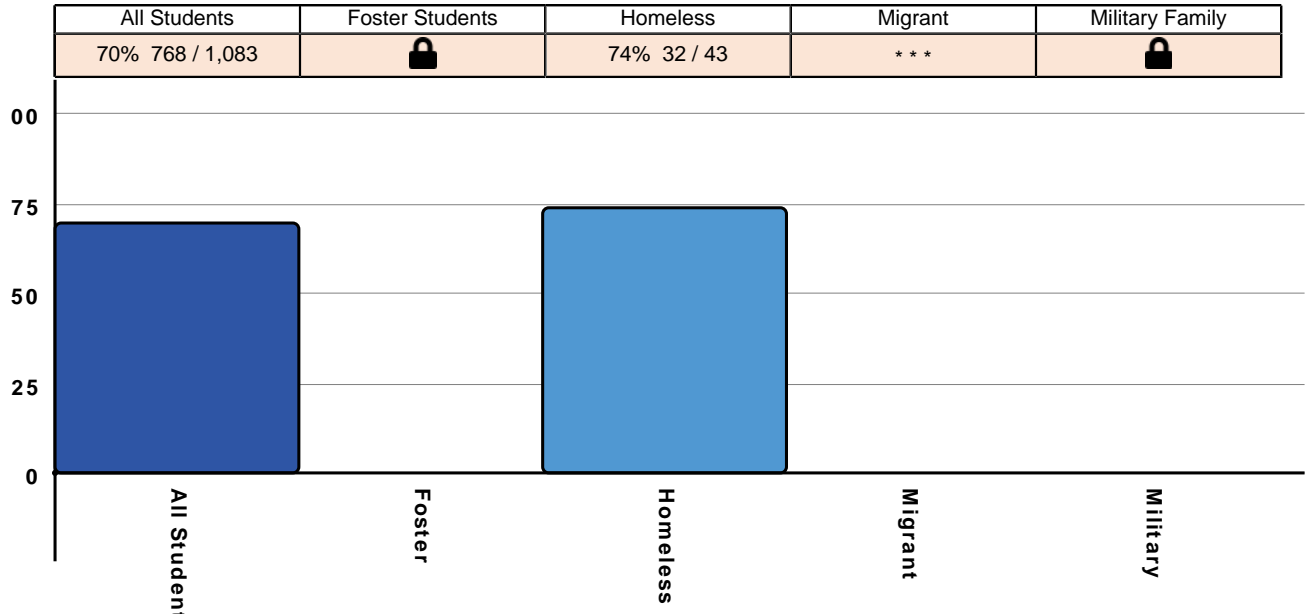
All Students	English Learners	Low Income	Students with Disabilities
70% 768 / 1,083		70% 768 / 1,083	70% 137 / 195



Some information may be protected for student privacy.

Tuba City Boarding School 2023-2024 Report Card

On Track Attendance by Residence



Some information may be protected for student privacy.
 *** The Bureau of Indian Education does not have migrant students.

On-track attendance shares the percentage of students who are not chronically absent. Students must be present and ready to learn to succeed academically. Chronically absent students are those students who are absent for any reason (excused or unexcused), such as illness or out-of-school suspension, for 10% or more of a school's total school time between October 1 and May 31. School Year is represented by the last year of the school year. For example, the 2023-2024 school year is shown as 2024

Tuba City Boarding School 2023-2024 Report Card

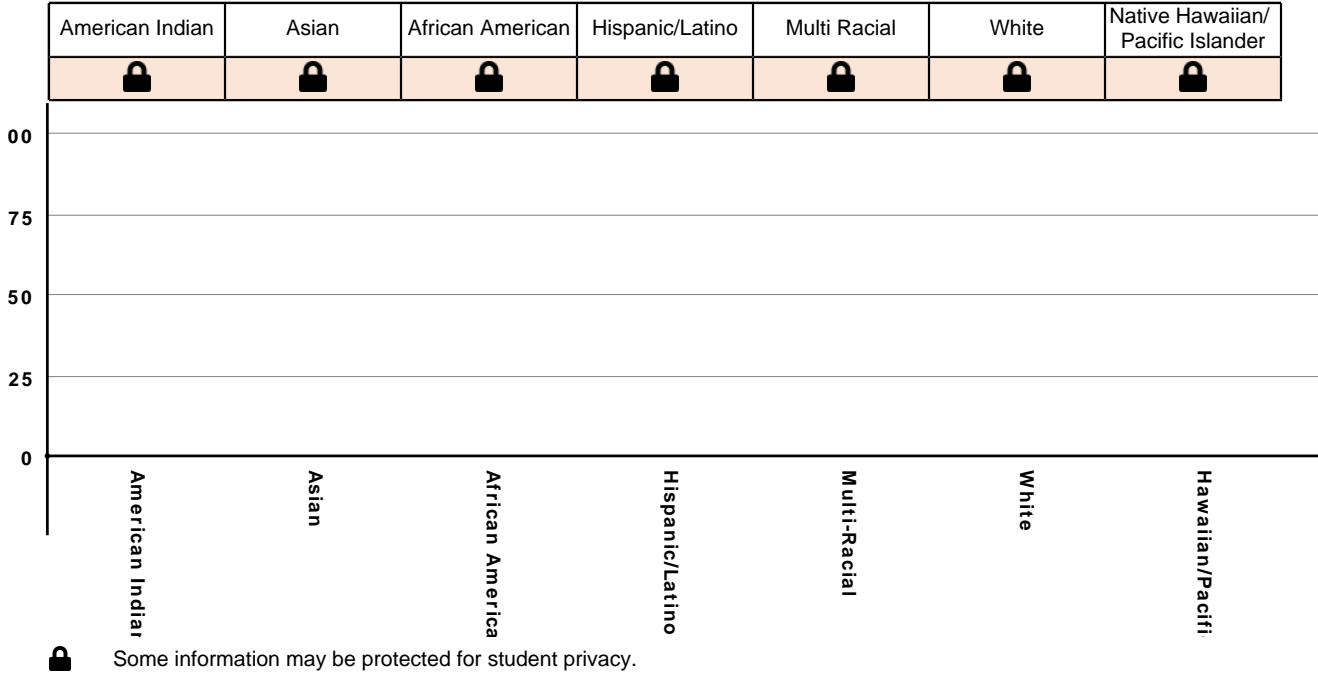


Graduation Rates

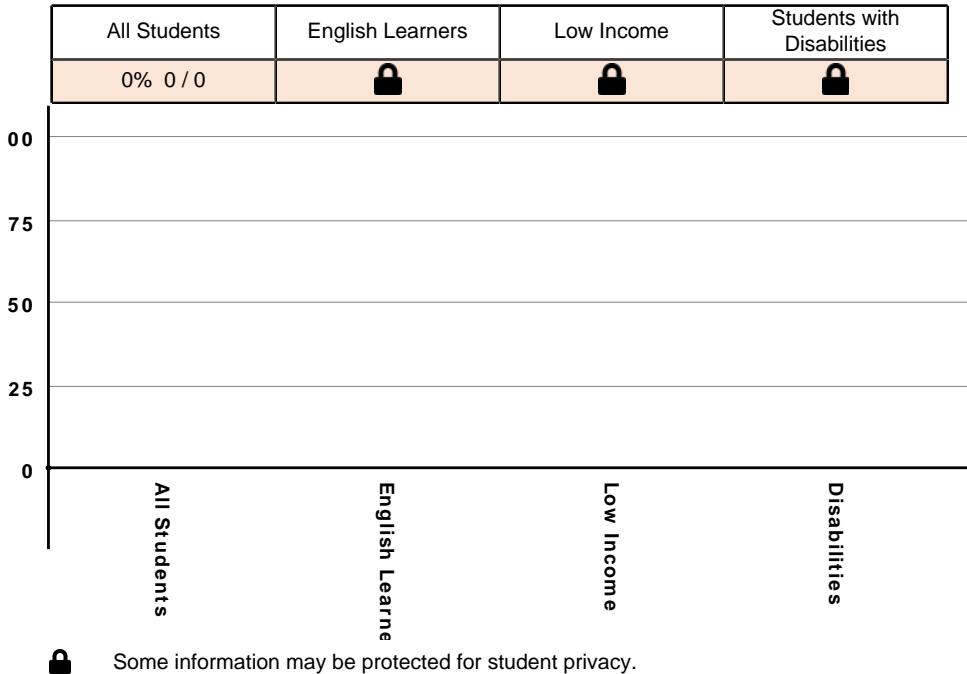
0.0%

The four-year graduation rate represents students who received a regular diploma in four years or less, from the time in which they entered ninth grade.

Graduation Rate by Race/Ethnicity



Graduation Rate by Other Characteristics



Tuba City Boarding School 2023-2024 Report Card

Graduation Rate by Residence



🔒 Some information may be protected for student privacy.
 *** The Bureau of Indian Education does not have migrant students.

Graduation rates represent the percentage of students who graduated high school with a regular diploma. Graduation rates are calculated as prescribed by the US Department of Education, which provides data to the federal reporting system. In accordance with US Department of Education requirements, the Bureau of Indian Education uses the 4-year adjusted cohort graduation rate which is defined as the number of first-time 9th grades who graduate with a regular high school diploma in 4 years. Graduation rates do not include students who earn alternate diplomas or certificates of completion.

Tuba City Boarding School 2023-2024 Report Card

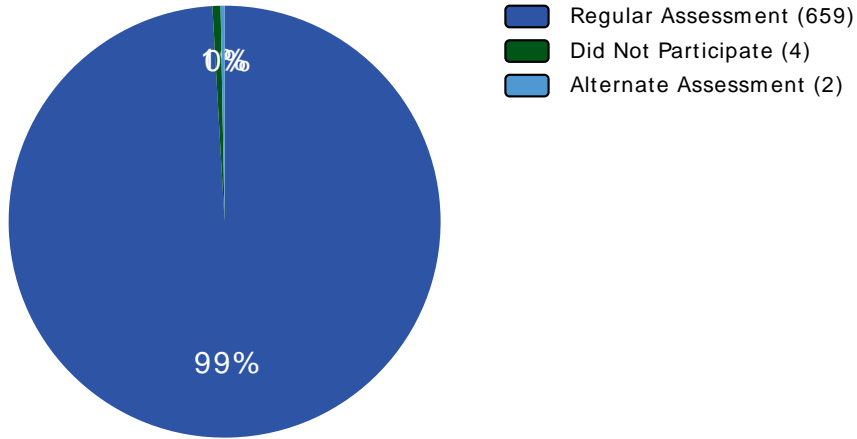


English Language Arts

37.22%

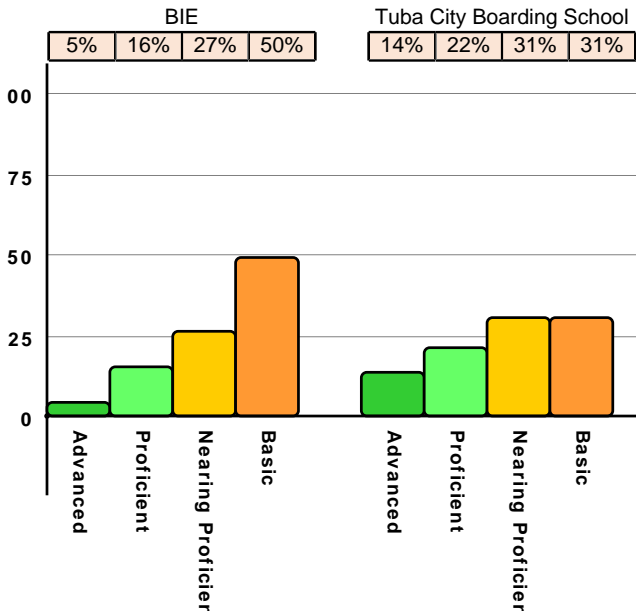
The percent of students at each performance level and the percentage of students who participated in annual summative assessments.

English Language Arts Participation



99.4% of students participated in the English Language Arts Assessment. The goal is 95% or higher.


English Language Arts Proficiency - All Students



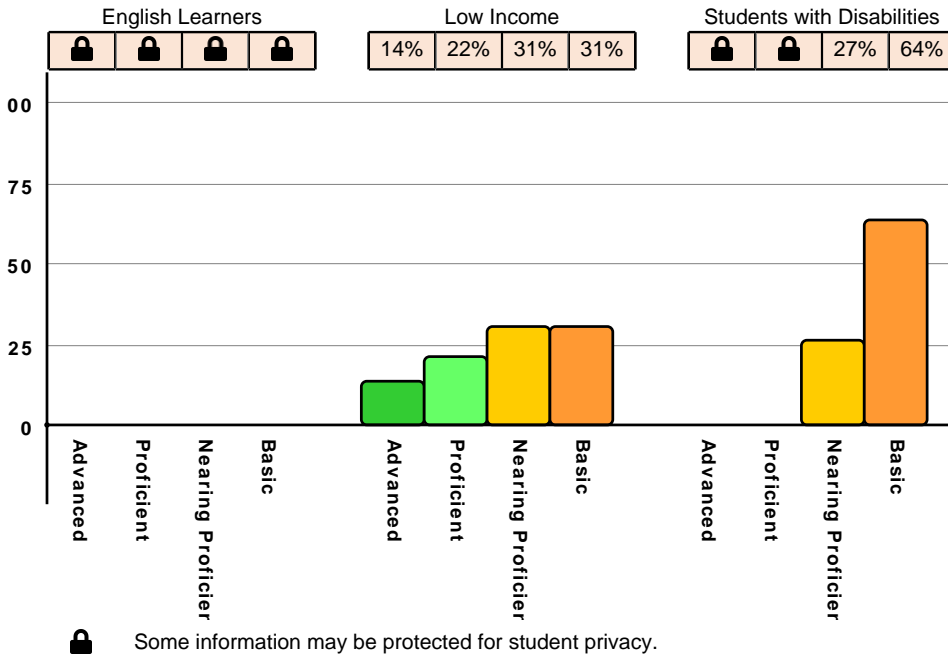
37.22% of students in this school demonstrated proficiency on this assessment by scoring in the "Proficient" or "Advanced" category. That is above BIE average of 21.98%.

Tuba City Boarding School 2023-2024 Report Card

English Language Arts Proficiencies by Race/Ethnicity



English Language Arts Proficiencies by Other Characteristics



Tuba City Boarding School 2023-2024 Report Card

English Language Arts Proficiencies by Residence



Proficiency

English Language Arts (ELA) proficiency shares what level of understanding students have reached based on a standard assessment.

Students who score at "Proficient" or "Advanced" have demonstrated an understanding at or above the standard for their grade level in English Language Arts. Students that are on grade level (proficient) have a greater likelihood of entry and success in education and career training beyond high school.

Participation

The participation rate is based on the number of students who are enrolled within the school for the entire testing window and take the annual assessment. If a student is enrolled within the school during the entire testing window and does not complete one or more items, the student will be counted as a nonparticipant in the participation calculation.

Tuba City Boarding School 2023-2024 Report Card

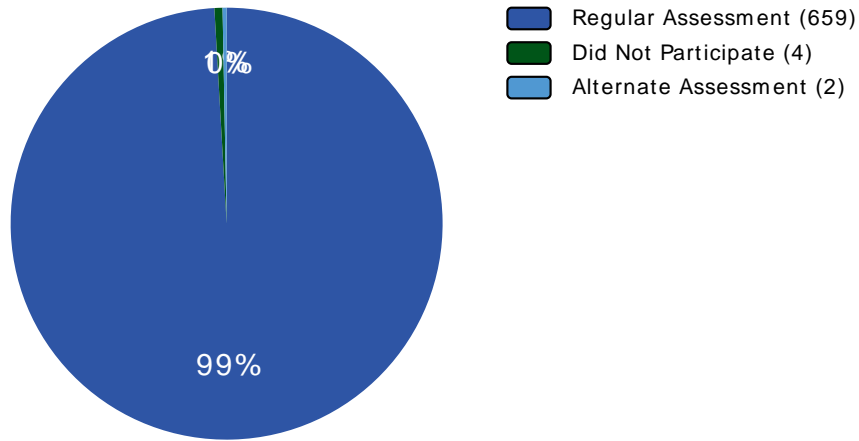


Mathematics

35.1%

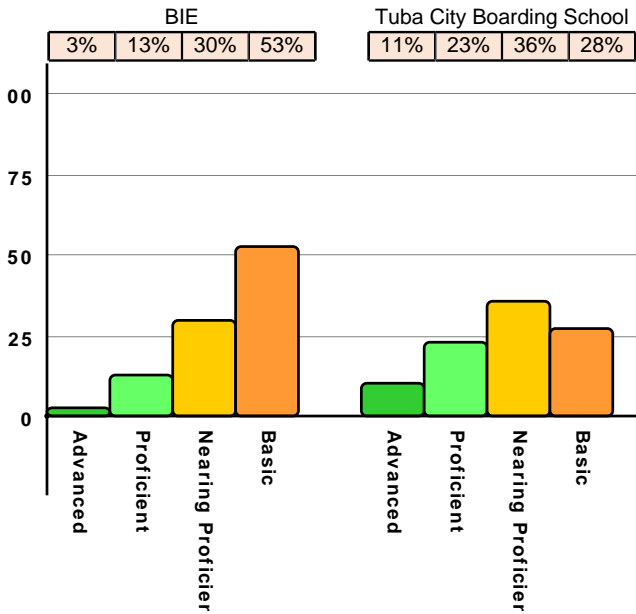
The percent of students at each performance level and the percentage of students who participated in annual summative assessments.

Mathematics Participation



99.4% of students participated in the Mathematics Assessment. The goal is 95% or higher.


Mathematics Proficiency - All Students



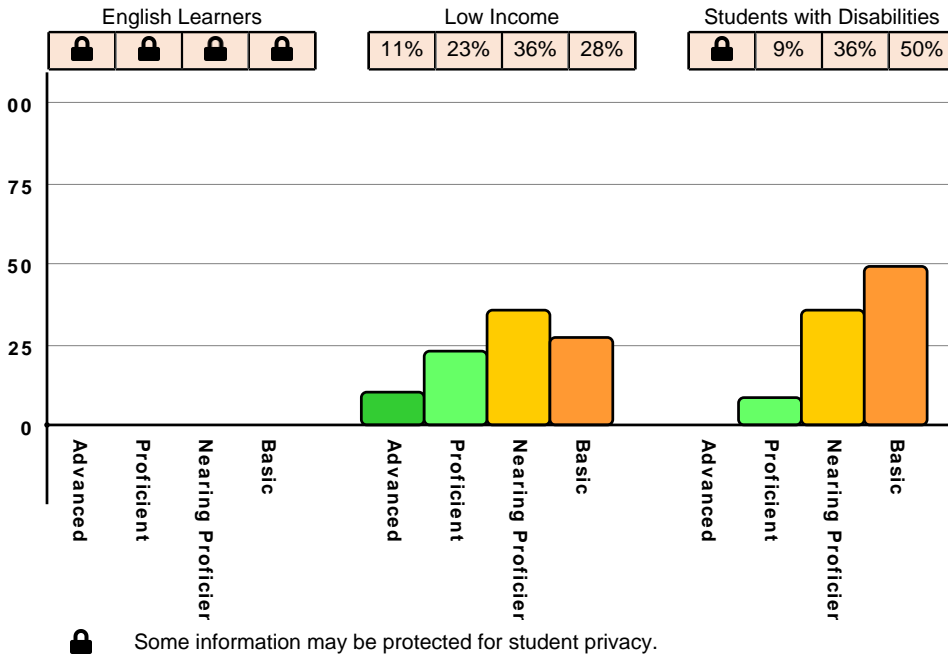
35.1% of students in this school demonstrated proficiency on this assessment by scoring in the "Proficient" or "Advanced" category. That is above BIE average of 16.58%.

Tuba City Boarding School 2023-2024 Report Card

Mathematics Proficiencies by Race/Ethnicity

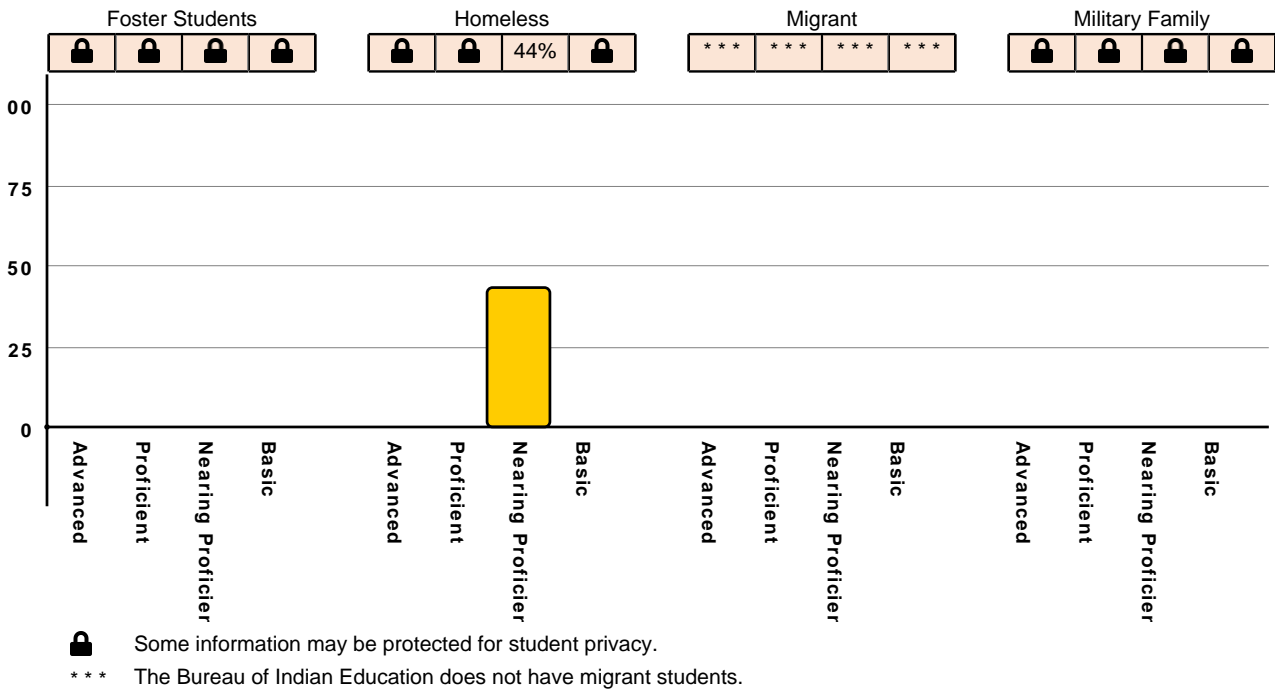


Mathematics by Other Characteristics



Tuba City Boarding School 2023-2024 Report Card

Mathematics Proficiencies by Residence



Proficiency

Mathematics proficiency shares what level of understanding students have reached based on a standard assessment.

Students who score at "Proficient" or "Advanced" have demonstrated an understanding at or above the standard for their grade level in Mathematics. Students that are on grade level (proficient) have a greater likelihood of entry and success in education and career training beyond high school.

Participation

The participation rate is based on the number of students who are enrolled within the school for the entire testing window and take the annual assessment. If a student is enrolled within the school during the entire testing window and does not complete one or more items, the student will be counted as a nonparticipant in the participation calculation.

Tuba City Boarding School 2023-2024 Report Card

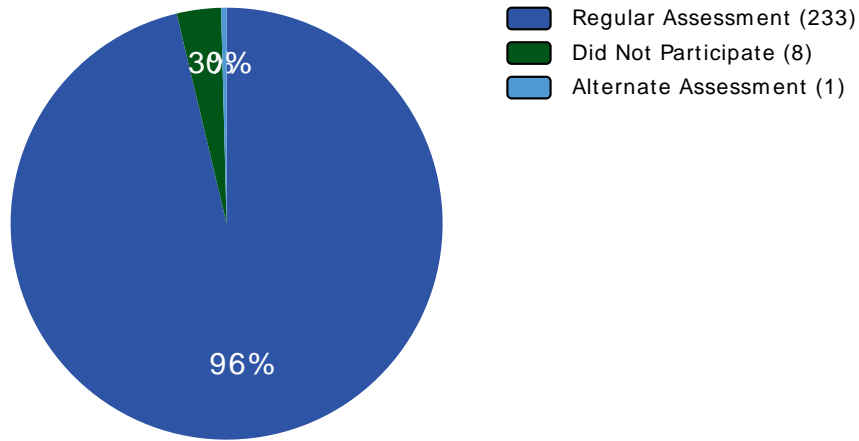


Science

20.09%

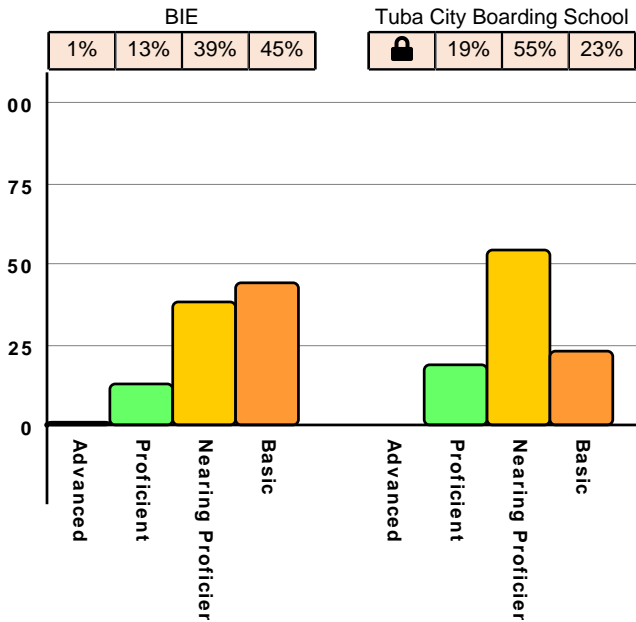
The percent of students at each performance level and the percentage of students who participated in annual summative assessments.

Science Participation



96.69% of students participated in the Science Assessment. The goal is 95% or higher.

Science Proficiency - All Students




20.09% of students in this school demonstrated proficiency on this assessment by scoring in the "Proficient" or "Advanced" category. That is above BIE average of 15.05%.

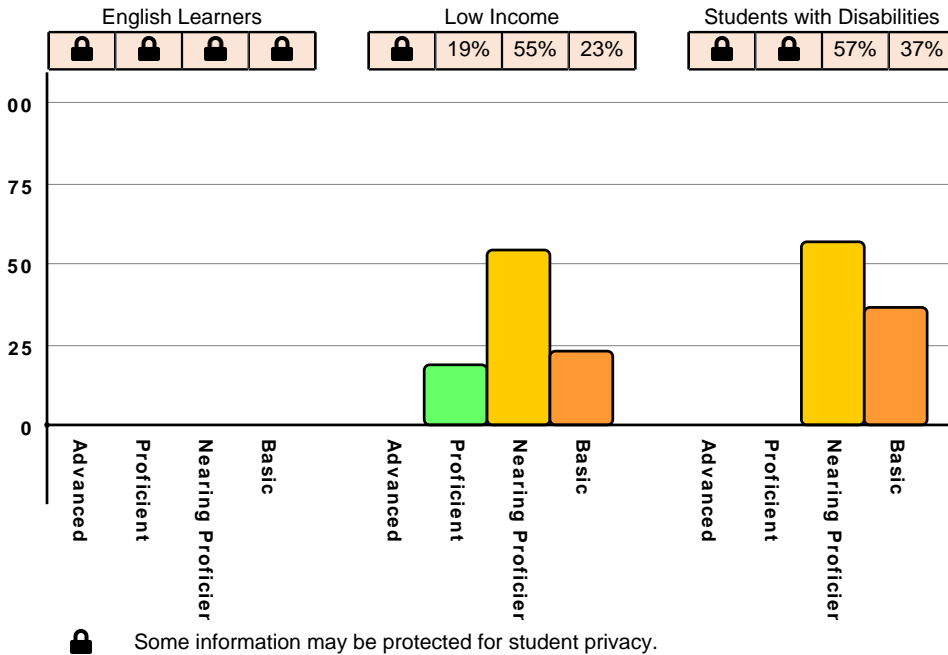
Some information may be protected for student privacy.

Tuba City Boarding School 2023-2024 Report Card

Science Proficiencies by Race/Ethnicity



Science Proficiencies by Other Characteristics



Tuba City Boarding School 2023-2024 Report Card

Science Proficiencies by Residence



Proficiency

Science proficiency shares what level of understanding students have reached based on a standard assessment.

Students who score at "Proficient" or "Advanced" have demonstrated an understanding at or above the standard for their grade level in Science. Students that are on grade level (proficient) have a greater likelihood of entry and success in education and career training beyond high school.

Participation

The participation rate is based on the number of students who are enrolled within the school for the entire testing window and take the annual assessment. If a student is enrolled within the school during the entire testing window and does not complete one or more items, the student will be counted as a nonparticipant in the participation calculation.

Tuba City Boarding School 2023-2024 Report Card



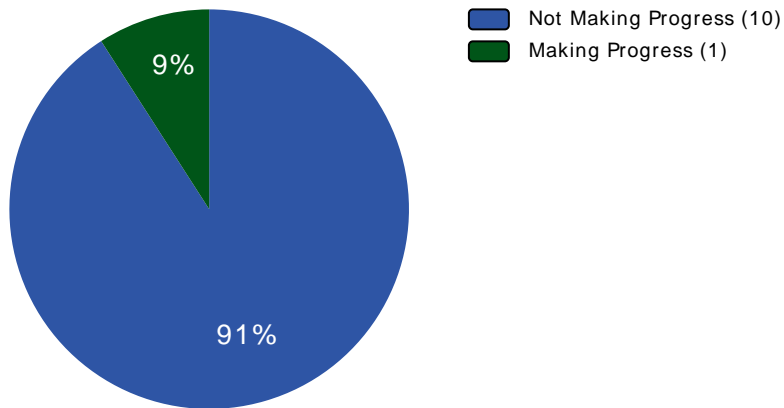
English Learners

9.09%

The percentage of English learners who meet English language proficiency and students meeting individual progress targets.

School Count:	11 out of 1083 students in this school are English Learners. That is 1.02% of the student population.
Making Progress:	1 out of 11 students are making progress to become proficient. That is 9.09% of the English Learner students.
Achieved Proficiency:	0 out of 11 students became proficient. That is 0% of the English Learner students.
Not Making Progress:	10 out of 11 students have not yet made progress to become proficient in English. That is 90.91% of the English Learner students.

English Learner Progress



Tuba City Boarding School 2023-2024 Report Card



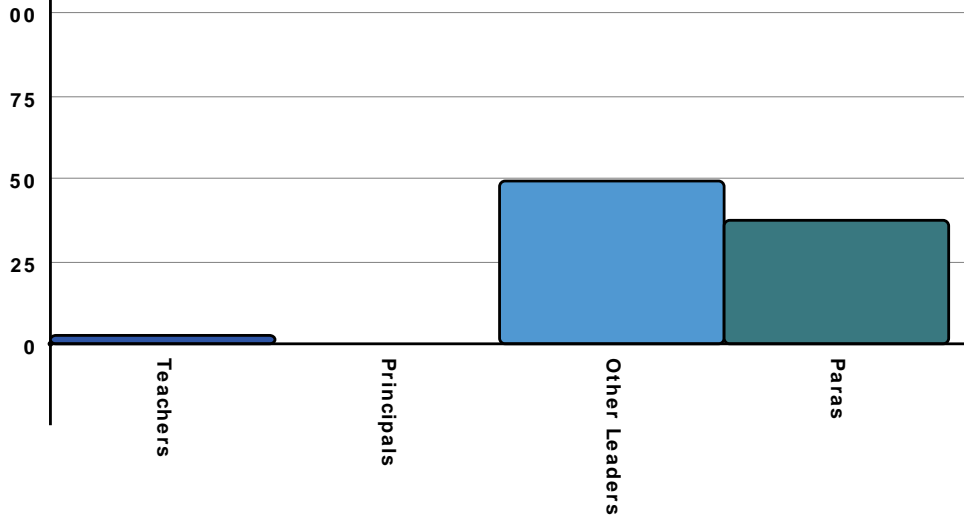
Educator Qualifications

97

Number of Staff Members which include Principals, Teachers, Paraprofessionals, and other School Leaders.

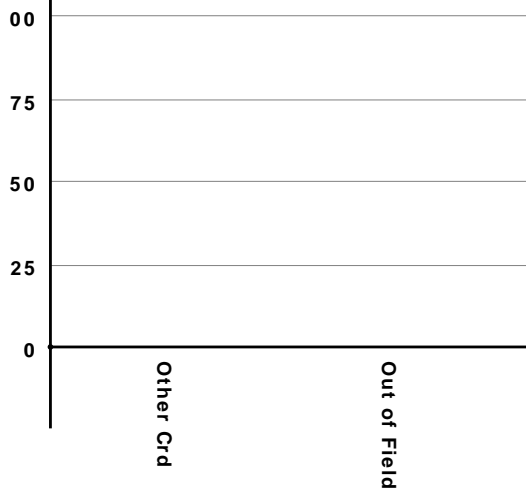
Early Career Educators

Teachers	Principals	Other School Leaders	Paraprofessionals
3.33% 2 / 60	0% 0 / 4	50% 1 / 2	38.71% 12 / 31



Educator Qualifications

Other Credentials	Out of Field
0% 0 / 0	0% 0 / 0



Tuba City Boarding School 2023-2024 Report Card

Early Career Educators: Educators with four or less years of experience.

An **Emergency Certificate** is issued to an educator who holds, or is eligible to hold, a teaching license but has not met the requirements for certification in a specific content area. An emergency certificate is issued only at the request of the hiring authority (e.g. school/LEA). Emergency certificates are generally valid for up to three years (or up to six years in the case of skilled and technical science teachers) unless revoked. Emergency certificates are not issued for all content areas.

Out-of-field teachers taught at least one course outside their licensed content area. While teachers holding an emergency certificate or certificate of eligibility are identified as teaching out-of-field in this analysis, these licensed educators are working towards full certification in the appropriate content areas.

Other Credential Educators hold a Temporary, Emergency, or Provisional License/Certification type AND they are teaching one or more courses as a primary or secondary teacher in the subject area of the credential.
